



**St Albans City and District
Community Safety Strategy
2005 – 2008**

***Working with our partners and
communities to create a safer St Albans***

**Produced by St Albans City & District
Crime & Disorder Reduction Partnership**

Index	Page No.
Forward by Members of the Responsible Authorities Group	4
Executive Summary	6
Chapter 1 – Introduction	8
1.1. Vision	8
1.2. Purpose of the Strategy	8
1.3. Partnership structure	8
• Information sharing	13
• Diversity and Equal Opportunities	14
1.4. Links to other relevant agency/partnership plans:	14
National Plans:	
• Home Office Strategic Plan 2004-8	14
• Home Office Prolific & other Priority Offenders Strategy	15
• Home Office Guidance on developing Domestic Violence strategies	16
• DfES Children’s Act 2004 – Every Child Matters	17
• PMSU National Alcohol Harm Reduction Strategy	17
• ODPM Fire & Rescue Targets	18
• National Probation Service Business Plan	18
County Plans:	
• Hertfordshire Police Authority Strategic Plan 2005-8	19
• Hertfordshire Drug Action Team Plan 2004/5	19
• Hertfordshire Alcohol Strategy	20
• Youth Justice Plan	20
• Hertfordshire Fire & Rescue Service	21
• County Domestic Violence Strategy	21
District Plans:	
• Local Strategic Partnership Community Strategy	21
• St Albans City & District Licensing Policy	22
Chapter 2 – Setting the scene in St Albans, successes from the 2002-5 Strategy and an overview of the audit process	
2.1. Setting the scene	23
2.2. Successes of the 2002-5 Strategy.	24
2.3. The Audit Process	24
Chapter 3 - Summary of Audit Findings and the development of Strategic Priorities	
3.1. National Crime Recording Standards	26
3.2. Main issues or themes identified in the audit:	26
3.3. Detection Rates	29
3.4. Fear of Crime survey / MORI Findings	29
3.5. Focus Groups	32
3.6. Substance Misuse findings	32
3.7. Strategic Assessment	32
3.8. Comprehensive Performance Assessment	32
3.9. Partnership Self Assessment	33
3.10. Exclusions from the Strategy	33

3.11. Conclusions	33
Chapter 4 – Priorities for the new Strategy	
4.1. British Crime Survey Comparator Crimes	35
4.2. The Strategic Priorities for St Albans for 2005-8	39
• Strategic Priority 1 – to reduce crime	39
• Strategic Priority 2 – to reduce anti-social behaviour and alcohol related disorder	41
• Strategic Priority 3 – To reduce harm caused to communities by drugs	43
• Strategic Priority 4 – to build community confidence	45
• Target Prolific and other Priority Offenders	45
• Reduce supply of illegal drugs on our streets	46
• Keep young people safe and out of trouble	46
• Engage communities in locality problem solving	47
• Other priorities	47
Chapter 5 – Targets and Performance Management	48
Acknowledgements	
Appendices	
Appendix A – Acronyms	50
Appendix B – Glossary of terms	51
Appendix C – Agencies represented on CSCF	53
Appendix D – Successes of the 2002-05 Strategy	55

Contact details:

Chris Roach
Community Support Manager
St Albans City & District Council
Civic Offices
St Peters Street
St Albans
Hertfordshire AL1 3JE
Tel: 01727 866100
Email: c.roach@stalbans.gov.uk

31 March 2005

Forward

Welcome to the St Albans City & District Community Safety Strategy

We are pleased to present the Strategy for reducing Crime, Disorder and Drug and Alcohol Misuse for the next three years in St Albans City & District.

We would like to thank all those organisations which have contributed to formulating this new strategy and also those members of the public who have participated in residents' surveys, focus groups or fed in their observations and comments to the Partnership.

Statistically Hertfordshire remains one of the safest places in the country to live and work with crime levels approximately 19% below the national average. In 2003-04 St Albans and District accounted for 13% of all recorded crime within Hertfordshire and saw detections increase by 26% or 586 more detections on the previous year.

However, there is still much to be done to improve our performance on issues such as vehicle crime and burglary and new legislation is now available to help us tackle anti-social behaviour. By working together as a partnership we are able to use the expertise and resources available to us from the different agencies to address these issues.

This Strategy sets out the broad strategic direction of the Partnership for the future.

We are confident that the Partnership is ready to face the challenges of the next three years and will make a significant contribution to further enhancing the quality of life for the residents of the City and District.

Steve Welch Strategic Director, Community Services St Albans City & District Council, Chair, St Albans Responsible Authorities Group for the Crime and Disorder Reduction Partnership	Alison Roome-Gifford Chief Superintendent Hertfordshire Constabulary Area Commander – Central Area Basic Command Unit
County Councillor Rosie Sanderson Police Authority Member Chair, Community Safety Consultation Forum	Philip Winter Head of Crime & Drugs Strategy Unit Hertfordshire County Council

<p>Cllr Brian Peyton Portfolio Holder for Community Development St Albans City & District Council</p>	<p>Dr Kate Mackay Director of Public Health St Albans & Harpenden Primary Care Trust</p>
<p>Hugh Oram Divisional Commander Hertfordshire Fire & Rescue Service</p>	<p>Carole Macdougall Director of Operations National Probation Service - Hertfordshire Probation Area</p>
<p>Nick Smith Manager West Herts Youth Offending Team</p>	

EXECUTIVE SUMMARY

St Albans Crime & Disorder Reduction Partnership has undertaken an Audit of the levels of crime and disorder, anti-social behaviour and drugs in the District and has consulted widely about people's experiences of these issues.

Following this audit and consultation process, the Partnership has developed a Strategy which aims both to address the national objectives identified by the Home Office as well as issues of local concern. We are calling this Strategy a Community Safety Strategy because it includes not only issues of crime, disorder and drugs but also the preventative work we will be undertaking around, for example, training, awareness raising and diversionary activities. The Strategy is deliberately designed to be as flexible as possible, in order to be able to tackle emerging issues. For this reason, although it is nominally a three-year strategy, it is designed to be reviewed and, if necessary refocused, on a six monthly basis from inception, on a rolling programme not only up to March 2008, but beyond.

The Home Office national objectives are that:

- **People are and feel more secure in their homes and daily lives;**
- **More offenders are caught, punished and stop offending, and victims are better supported;**
- **Fewer people's lives are ruined by drugs and alcohol.**

St Albans CDRP has agreed with the Home Office a minimum target to reduce crime by 18.5% over the three-year period 2005-2008.

Tackling crime, disorder, anti-social behaviour and drug misuse is rarely a simple issue. Many offenders commit crimes which impact on a number of categories. An example of this would be someone carrying out a burglary or stealing from a vehicle in order to sell goods to feed a drug habit. For this reason, we have adopted a broad approach which aims to reduce crime generally along with initiatives which target specific problem areas. However, we will also not lose sight of the preventative work that needs to be done, for example drugs education work with young people, to reduce future potential criminality.

This document sets out the strategic direction the Partnership will take over the next three years to tackle crime, disorder, drug and alcohol misuse in St Albans & District. A separate action plan will be produced to support this Strategy.

More details are given in the body of the document but, by way of explanation, the four key strategic priorities are supported by four cross-cutting areas of work which affect each of them.

The Strategic Priorities for St Albans City & District for 2005-8 are:-

<ul style="list-style-type: none"> • Reduce Crime • Reduce Vehicle Crime • Reduce Burglary • Tackle Domestic Violence & Hate Crime • Tackle Crimes of Local Concern 	<ul style="list-style-type: none"> • Reduce Anti-social Behaviour & Alcohol related disorder 	<ul style="list-style-type: none"> • Reduce Harm caused to Communities by Drugs 	<ul style="list-style-type: none"> • To build community confidence
Target Prolific and other Priority Offenders			
Reduce Supply of illegal drugs on our streets			
Keep young people safe and out of trouble			
Engage communities in locality problem solving			

CHAPTER 1 - INTRODUCTION

1.1 Vision

The Vision of the Partnership is:-

“Working with our partners and communities to create a safer St Albans”

1.2. Purpose of the Strategy

Under Sections 5 and 6 of the Crime and Disorder Act 1998, as amended by Sections 97 and 98 of the Police Reform Act 2002, it is the duty of Responsible Authorities to formulate and implement a strategy for the reduction of crime and disorder in each local authority area. It is a statutory duty to undertake this process every three years.

Before formulating a strategy, Responsible Authorities must carry out a review of the levels and patterns of crime and disorder in the area; prepare an analysis of the results, publish a report on the results of that analysis and obtain the views on that report of persons or bodies in the area. There is a requirement to include a strategy for tackling anti-social behaviour as part of the overall strategy. The Strategy should also include both short and long term performance targets for measuring the extent to which objectives are achieved.

For the first time in 2004, Crime and Disorder Reduction Partnerships had a requirement to undertake a local drugs audit and produce a strategy for combating the misuse of drugs in the District. The purpose of this is to integrate partnership working on crime and drugs at a local level and within a single strategy. The Partnership's performance in this area will be measured against National Drugs Strategy targets.

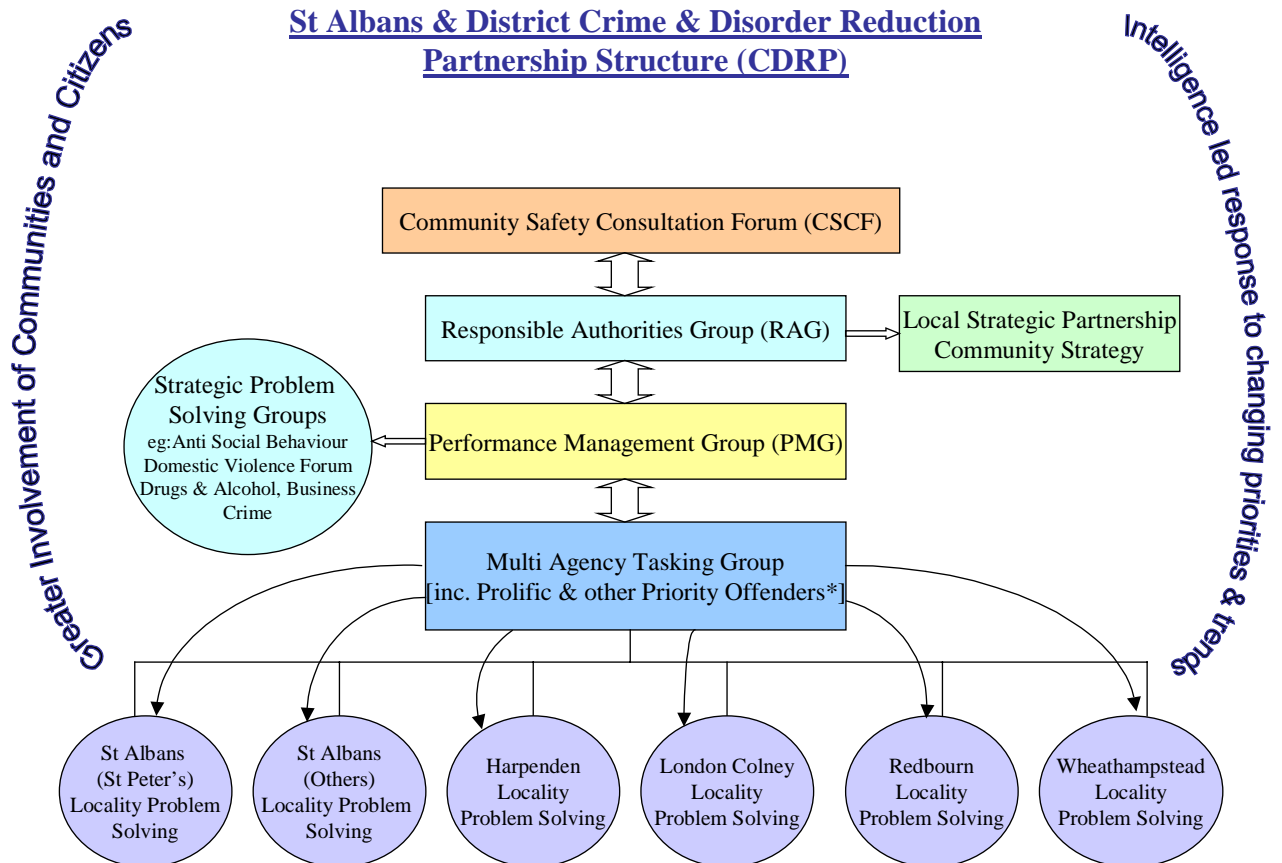
In summary, this document sets out the strategic direction which the St Albans CDRP will take over the next three years.

1.3. Partnership Structure

The Responsible Authorities which have a statutory duty to deliver community safety outcomes, are listed in the Crime and Disorder Act 1998 and subsequent amendments. In addition, this group of Responsible Authorities has membership from “Co-operating bodies” which have been identified as having a role to play in the delivery of community safety.

In St Albans these Authorities include St Albans City & District Council, Hertfordshire County Council; Hertfordshire Constabulary; Hertfordshire Police Authority; Hertfordshire Fire & Rescue Service; St Albans and Harpenden Primary Care Trust and Hertfordshire Probation Area.

It is proposed that, with effect from 1 April 2005, the St Albans City & District Crime & Disorder Reduction Partnership will be structured in the following way. Descriptions of the various groups follow the diagram:-



Note: The Locality Problem Solving groups are virtual groups which will meet if and when the need arises.

Community Safety Consultation Forum (CSCF)

The CSCF is the public face of the Partnership. This group meets on average 3 times a year and receives and monitors progress reports on various initiatives that emanate from the Crime and Disorder Reduction Strategy and the local Policing Plan. The group ensures that the Partnership is made aware of ongoing local crime and disorder issues which are then acted upon wherever possible. The group works to clear terms of reference and representation is generally from the political, chief/senior officer or board level of organisations. Representatives from some 49 organisations (or relevant departments in large organisations such as the County Council) are invited to attend this Forum. These organisations collectively constitute the St Albans City & District Crime and Disorder Reduction Partnership.

The 1998 Act and subsequent amendments specifically identified the Police, the local authorities (both County and District), the Police Authority, Fire & Rescue and the Primary Care Trust as having a statutory duty in respect of the above. However, a wider range of agencies in St Albans City & District have developed a track record of working together to address crime and

disorder issues over the past few years. CSCF membership includes not only the statutory agencies but also local voluntary agencies, faith groups, youth groups and many other people and organisations which make up our local community. The Partnership works to ensure that this Forum is as inclusive as possible. The Forum is chaired by the Police Authority representative with the Community Engagement Lead for St Albans. A full list of members is attached at Appendix C.

The Responsible Authorities Group (RAG)

The RAG is the executive decision-making group for the Partnership. It has responsibility, through consultation, to set the priorities for the three-year strategy. These priorities are reviewed every six months following a Strategic Assessment that seeks to identify emerging crime, disorder and drugs issues affecting local people. It is made up of chief and senior officers from the agencies listed below and the District Council Portfolio Holder for Community Development. The RAG meets a minimum of four times a year and exists to ensure, amongst other things, that the named organisations are fulfilling their legal obligations to reduce crime and disorder under the 1998 Crime & Disorder Act.

The agencies which make up the St Albans RAG are:-

- St Albans City & District Council
- Hertfordshire Constabulary
- Hertfordshire County Council –
 - Crime and Drugs Strategy Unit (which includes the Drug Action Team)
 - Youth Offending Team
- Hertfordshire Police Authority
- Hertfordshire Fire & Rescue
- Hertfordshire Probation Area
- St Albans & Harpenden Primary Care Trust (from 30 April 2004)

Strategic Problem-Solving Groups

In line with the identified priorities, the RAG commissions problem-solving work at a strategic level in the District to address specific crime reduction issues. Examples of this are:

- Anti social Behaviour;
- Domestic Violence, working through the St Albans City & District Domestic Violence Forum;
- Drugs and Alcohol;
- Business Crime.

These groups are made up of front line professionals who have expertise in the respective areas of work.

Performance Management Group (PMG)

The PMG is the “engine room” of the Partnership where much of the core work is done. The PMG has representation at manager level from the

responsible authorities listed above and other agencies, for example Hertfordshire County Council's Children, Schools and Families service. Its role is to monitor performance across the range of strategic objectives and priorities within the strategy and associated targets. It is responsible for advising the RAG on progress in implementing the strategy and advising where targets are not being met and where resources need to be reprioritised.

Multi-agency Tasking Group

This group, chaired by the local Community Police Inspector, directs partnership activity at a tactical level to solving current and emerging local problems. It meets monthly and considers intelligence and information about:-

- Local Prolific and Other Priority Offenders;
- Local problem hotspots
- Local crime, disorder and drug trends.

In response, the Group will task someone to act as lead officer to pull together multi-agency action plans and subsequent activity to address the particular issue. By working in a collaborative way, the Group can pull together a range of resources to address the issue under consideration. It is through this group that locality problem solving work is generated and quick action or responses to problems are agreed.

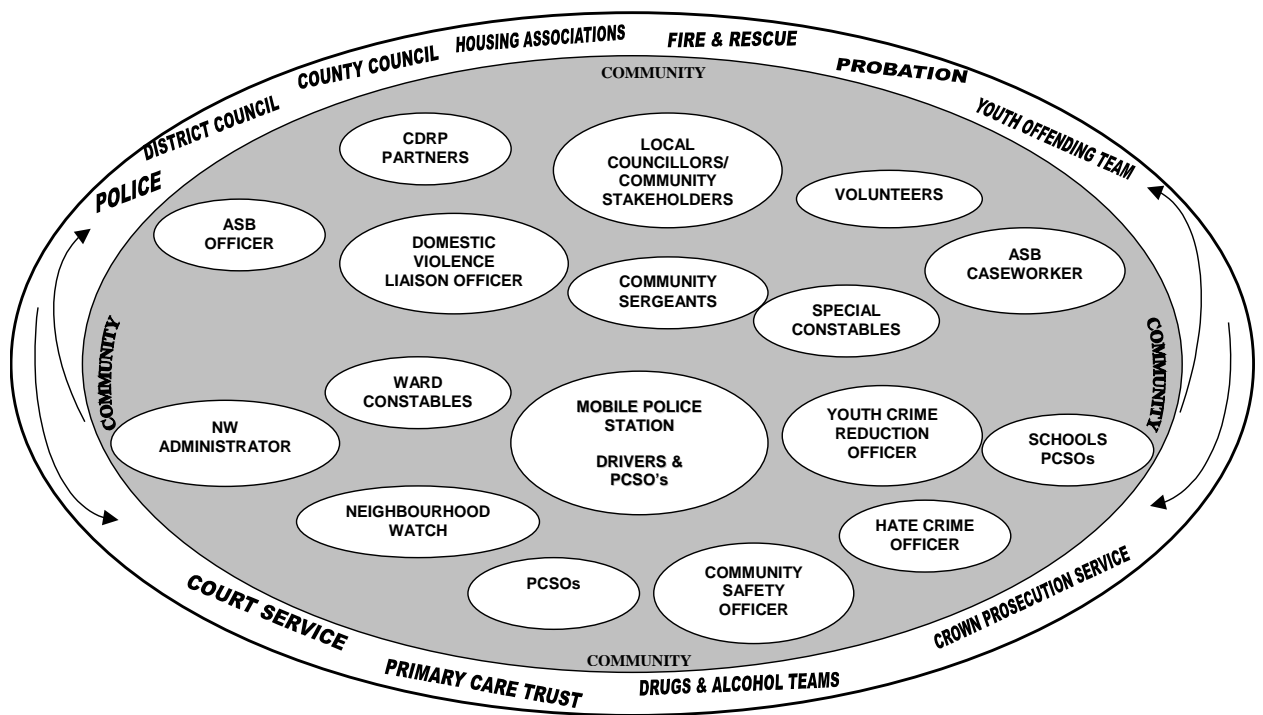
Membership of the group includes those officers who have "hands on" experience of the problems in the community, and includes the Community Police Sergeants; the Police Youth Action Worker, the District Council Community Safety and Anti-social Behaviour Officers; representatives from Environment & Health, Leisure, Engineers and the City Centre Manager; the Youth Offending Team Manager and a representative from the County Crime and Drugs Strategy Unit. However, all agencies are encouraged to attend the group, should the need arise, if there is a problem which would benefit from a multi-agency and speedy approach towards solving it.

Locality Problem Solving

Following the identification of a local problem or issue relevant partner agencies will be drawn together, along with ward councillors and community representatives/leaders and citizens, to formulate a local action plan. The group will co-ordinate a comprehensive, problem-solving response aimed at providing a sustainable solution. Progress on dealing with the problem will be reviewed monthly by the Multi-agency Tasking Group until discharged.

These locality groups are only brought together as and when the need arises. They can call on a wide range of partners to address a variety of issues. An example of partners who may be involved is given below:-

**ST ALBANS CDRP
LOCALITY PROBLEM SOLVING TEAMS**



Additionally, the Home Office has indicated a wish to enhance the current role of councillors and local authority community safety officers to give them an explicit remit to provide a focal point for the local community in terms of

dealing with those agencies responsible for community safety. They would ensure effective representation of people's concerns and empower people to work with the police and others to find better solutions to their problems. They would ensure that local people's views are represented on the quality of service provided by the police and other community safety agencies.

Public meetings

Public meetings are held in response to particular issues being raised which are of concern to residents. Chaired by the Police Authority, these meetings are attended by the Community Safety Co-ordinator and the Community Inspector and such other officers as may be necessary to address the issue being discussed, for example the Ward Constable and Anti-social Behaviour Officer.

Issues raised at these meetings are considered by the Multi-agency Tasking Group and actioned appropriately.

The Local Strategic Partnership

The LSP, established in 2002, is made up of representatives from public, private, voluntary and community sector organisations based in and around the District, in line with recommendations from early consultation and government guidance. The LSP produced the Community Strategy 2003-2007. The purpose of the strategy is to create a vision for improving the quality of life of everyone who lives, works or visits the district. The Community Strategy covers a wide range of local issues and a Chapter of the Community Strategy is based on the Community Safety Strategy. The Responsible Authorities Group is responsible for delivering the LSP Action Plan on Community Safety.

Information Sharing

The Partnership as well as the Home Office is keen that access to effective information sharing processes is available. MIDAS, a **M**ultiagency **I**nformation **D**ata **A**ccess **S**ystem, has been established as a central repository for all crime, disorder, drugs and alcohol and community safety data, accessible through an Internet based platform to all partners involved in Community Safety.

Examples of the type of data are police information on crime, drugs and anti-social behaviour; local authority data on abandoned vehicles, fly tipping; Fire & Rescue service data on deliberate firesetting; Children, Schools and Families data on school exclusions and truancy. These, and other data held by partners, can better inform analysis of and solutions to community safety issues.

This type of data and information is essential to the success of the Multi-agency Tasking & Co-ordination Group and the Locality Problem Solving

Groups, enabling resources to be targeted on localities where problems are identified. MIDAS will contribute to the creation of fully informed CDRP Strategic Assessments and, in the longer term, will provide the ability for future Crime & Disorder Audits to be prepared by the Hertfordshire Integrated Partnerships.

Protocols have been established to ensure that all partners share information appropriately. The PCT became a Responsible Authority on 30 April 2004 and the extension of the information sharing protocol to the PCT is currently being taken forward.

Diversity and Equal Opportunities

St Albans CDRP welcomes diversity. It recognises, values, respects and encourages the different needs and contributions of our communities. We are fully committed to working with local people through a process of consultation and engagement so as to meet agreed needs and achieve safety and reassurance for all of our communities.

St Albans CDRP recognises that a number of groups in society can be disadvantaged because of factors such as ethnic origin, race, colour, gender, disability, age, marital status, religious belief or sexual orientation.

This Strategy aims to ensure that diversity and equality of opportunity are respected and promoted.

1.4. Links to other relevant partnership plans:-

The Partnership has taken into account other relevant partnership plans to ensure compatibility with complementary strategies set by individual partner agencies.

NATIONAL PLANS

- **Home Office Strategic Plan 2004-8**

The Home Office Strategic Plan sets out its vision and objectives for the next five years. Its objectives and Public Service Agreements (PSAs), to which all community safety partnerships must adhere are:-

Objective 1 – People are and feel more secure in their homes and daily lives

PSA 1 – Reduce crime by 15%, and further in high crime areas, by 2007-8. The PSA 1 target for St Albans is to **reduce crime by 18.5%** over the three-year period 2005/6 – 2007/8. This is a minimum figure.

PSA 2 – Reassure the public, reducing the fear of crime and anti-social behaviour, and building confidence in the Criminal Justice System without compromising fairness.

Objective 2 – More offenders are caught, punished and stop offending, and victims are better supported.

PSA 3 – Improve the delivery of justice by increasing the number of crimes for which an offender is brought to justice to 1.25 million by 2007-8.

Objective 3 – Fewer people's lives are ruined by drugs and alcohol.

PSA 4 – Reduce the harm caused by illegal drugs... including substantially increasing the number of drug misusing offenders entering treatment through the Criminal Justice System.

PSA 6 – Increase voluntary and community engagement, especially amongst those at risk of social exclusion.

Home Office - Drugs PSAs

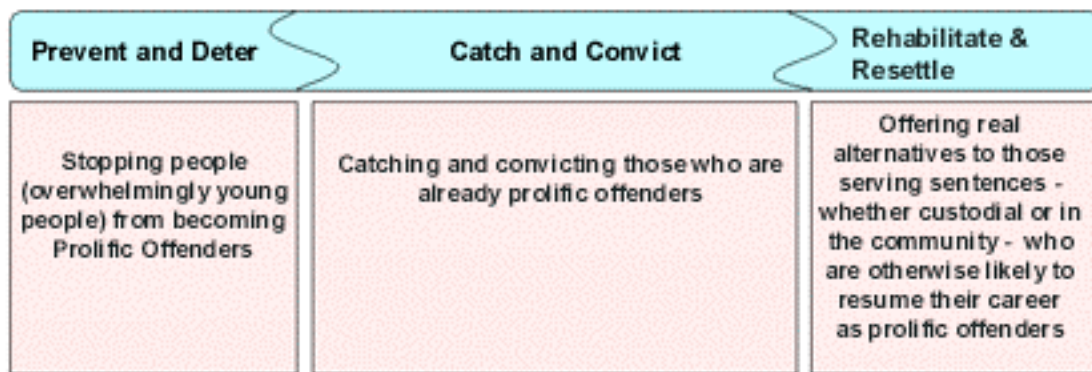
- Reduce the harm caused by illegal drugs including substantially increasing the number of drug misusing offenders entering treatment through the criminal justice system.
- Increase the participation of problem drug users in drug treatment programmes by 100% by 2008 and increase year on year the proportion of users successfully sustaining or completing treatment programmes within the NHS.
- Reduce the use of Class A drugs and the frequent use of any illicit drug among all young people under the age of 25, especially by the most vulnerable young people.

- **Home Office Prolific And Other Priority Offenders Strategy**

Introduced in September 2004, the Prolific and other Priority Offender (PPO) Strategy is a single, coherent initiative in three complementary strands to reduce crime by targeting those who offend most or otherwise cause most harm to their communities.

Within the pool of the most active offenders, analysis suggests that ever-smaller numbers of offenders are responsible for disproportionately greater amounts of crime. Estimates show that the most prolific 5,000 offenders in the country, representing 0.5% of the entire active offender population, are responsible for around 9% of all crimes. This strategy is aimed at tackling this 'super prolific' group. Within this CDRP between 15-20 Prolific and other Priority Offenders are identified at any one time.

The strategy is in three complementary parts designed to tackle both prolific offending and its roots, comprising:



- **Prevent and Deter** – This strand is led by Hertfordshire Youth Justice Service.
- **Catch and Convict** - This strand is led by Hertfordshire Constabulary.
- **Rehabilitate and Resettle** – This strand is led by Hertfordshire Probation Area.

The Chair of the Responsible Authorities Group is responsible for delivery of the PPO strategy and tackling this group of offenders is both a key national and local priority in terms of achieving crime reduction.

- **Home Office Guidance On Developing Domestic Violence Strategies**

Every year around one hundred and fifty people are killed by a current or former partner and domestic violence affects the lives of many more, including children. One in four women and one in six men suffer from it at some point in their lives. The Government is totally committed to tackling this crime and ensuring that perpetrators are held accountable. Domestic violence damages many areas of the victim's life - housing, health, education and the freedom to live their life without fear and in the way they wish.

The Government's strategy is based on three main elements:

- **Prevention** - working to prevent it from happening in the first place, and working with victims and offenders to prevent it recurring;
- **Protection and Justice** - increased legal protection for victims and their families; and
- **Support** - for victims to rebuild their lives.

On 1st December 2004 the Government published a Domestic Violence, Crime and Victims Act which aims to increase the rights of victims and witnesses, ensuring they receive the help, support and protection they need.

- **Department for Education & Skills - Children Act 2004 – Every Child Matters**

Every Child Matters: Change for Children sets out a national framework for 150 local programmes of change to be led by Local Authorities and their partners.

Children and young people have said that five outcomes are key to well-being in childhood and later life – being healthy, staying safe, enjoying and achieving, making a positive contribution and achieving economic well-being. The Government’s ambition is to improve these outcomes for all children and to narrow the gap between those who do well and those who do not.

The Children Act 2004 places a duty to co-operate and a leadership role on Local Authorities to bring together local partners through Children’s Trust arrangements. All organisations need to listen and be responsive to the diverse needs of children, young people, their families and communities, and to recognise that safeguarding children and young people from harm must be everyone’s business. Children’s Trusts bring together all services for children and young people in an area to focus on improving outcomes for all children and young people.

The programme for change is being introduced between 2005 and 2008 and the Partnership will give consideration to these changes in its action plan as they come on line. The Partnership has a role to play in helping to achieve all five outcomes of “Every Child Matters”, but specifically, it will concentrate on the Staying Safe outcome, which highlights that children and young people should expect to be:-

- Safe from neglect, maltreatment, violence and sexual exploitation;
- Safe from accidental injury and death;
- Safe from bullying and discrimination;
- Safe from crime and anti-social behaviour in and out of school;
- Have security, stability and are cared for.

And under the Being Healthy outcome:

- Choosing not to take illegal drugs.

- **Prime Minister’s Strategy Unit - National Alcohol Harm Reduction Strategy**

Alcohol plays an important role in our society and in our economy. However, where it is misused alcohol is also a major contributor to a range of harms, at considerable cost. These harms include:

- Harm to the health of individuals;
- Crime, anti-social behaviour, domestic violence, and drink driving and its impact on victims;

- Loss of productivity and profitability;
- Social harm, including problems with families.

Nationally, alcohol now fuels around half (44%¹) of all violent crime – at peak times 70% of hospital Accident & Emergency admissions are due to alcohol and one in five people say alcohol causes a problem in their area.

The **National Alcohol Harm Reduction Strategy** has 4 key themes:

- Better education and communication;
- Improving health and treatment services;
- Combating alcohol-related crime and disorder;
- Working with the alcohol industry;

- **Office Of The Deputy Prime Minister – Fire & Rescue Targets**

The ODPM has set a number of targets related to reducing the number of accidental fire related deaths and deliberate fires in dwellings and/or other buildings.

- **National Probation Service Business Plan**

The Probation Service Business Plan has five key priorities:-

- Contributing to the building of an excellent National Offender Management Service;
- Working purposefully with other criminal justice agencies to protect the public from harm;
- Working with other criminal justice agencies and local CDRPs to promote the effective implementation of the PPO Strategy;
- Working with other criminal justice agencies, Judges and Magistrates, to implement the 2003 Criminal Justice Act with a particular focus on the new community order;
- The full implementation at a national, regional and area level of “Reducing Re-offending – a National Action Plan.”

¹ Home Office press release 22 July 2004

COUNTY PLANS:

- **Hertfordshire Police Authority Strategic Plan 2005-8 and Policing Plan 2005-6**

In writing this Strategy, we have worked closely with the Hertfordshire Police Authority to ensure that we each contribute to achieving the other's strategic aims. HPA priorities for 2005-6 include:

- Working in partnership to reduce overall crime
- Bringing more offenders to justice
- Tackling prolific and other priority offenders
- Tackling Class A drug supply and its impact on criminality
- Reducing anti-social behaviour and disorder
- Increasing visibility and reassure all our communities

- **Hertfordshire Drug Action Team (DAT) Drug Strategy Plan 2004/5**

Since 1995 Hertfordshire DAT has been responsible for developing the county drugs strategy in line with the Government's National Drug Strategy. In accordance with Government guidelines, the DAT and CDRPs in Hertfordshire now work together with the aim of delivering an integrated approach to the shared crime reduction and drug strategy agendas. As a result, St Albans CDRP now has a shared responsibility for delivering against the National Drug Strategy.

The CDRP Strategy takes account of the aims and objectives of the Government's Updated National Drugs Strategy which aims to reduce the harm that drugs cause to society, communities, individuals and their families.

The National Drug Strategy has four main strands:-

- **Young people** – preventing today's young people from becoming tomorrow's problematic drug users;
 - **Reducing supply** – reducing the supply of illegal drugs;
 - **Communities** – reducing drug-related crime and its impact on communities. This strand also includes the newly-developed Drug Intervention Programme.
 - **Treatment and harm minimisation** – reducing drug use and drug-related offending through treatment and support. Reducing drug-related death through harm minimisation.
-
- The National Drugs Strategy also includes the cross-cutting theme of diversity. Hertfordshire DAT's Diversity Strategy recognises the need to be responsive to the needs of all members of our communities.

From April 2005, St Albans CDRP will lead on the Reducing Supply and Communities strands at a local level and will work closely with the leads on the Young People and Treatment strands.

• **Hertfordshire Alcohol Strategy**

Hertfordshire County Council Crime and Drugs Strategy Unit has produced an alcohol action plan to support the delivery of the National Strategy. Some interventions listed in the 2004/05 plan were:

- A countywide multi-media campaign, including a website, for 13-17 year olds called “itsmanicinherts”;
- Providing alcohol education to 75 young people who have entered, or are considered at risk of entering, the criminal justice system;
- Working closely with health and the voluntary sector to provide the early identification of alcohol problems in GP surgeries;
- Delivering the Servewise training package to staff working in public houses and clubs to educate them about the risks of selling alcohol to people who are already drunk.

The key priorities for 2005/06 will be:

- To reduce alcohol-related anti-social behaviour/crime and disorder
- To increase the information and data available on alcohol issues to enable the most appropriate use of resources

• **Youth Justice Plan**

Hertfordshire Youth Justice Service is committed to the principle of “Prevention of offending by children and young people” as stated in the Crime and Disorder Act 1998. The service currently operates from four centres across the county, all of which carry a broadly similar share of the 1150 young people with whom the service intervened in 2004. Nationally, the Youth Justice Board sets the priorities and performance measures for the local service.

The 2005/2006 Plan is not due to be written until June 2005. However it is anticipated that the service will continue to work with partners to:-

1. Identify young people at risk of offending and offer support to reduce that likelihood.
2. Work with those young people who are offenders to reduce numbers relapsing into crime and reduce anti-social behaviour.
3. Promote multi-agency work with targeted young offenders to enhance their quality of life and life chances

Much of this approach can be delivered through the Prevent and Deter strand of the Government's Prolific and Priority Offenders Strategy which commenced implementation in February 2005. This initiative focuses attention on those young offenders most at risk of becoming "career criminals" and also those at the very beginning of offending behaviour. By looking to identify these young people in the CDRP area where they live it should allow an integrated approach to both their supervision by the Youth Offending Team and also the delivery of services by other agencies and the District Council beyond the end of their court orders.

- **Hertfordshire Fire & Rescue Service**

National research indicates that the Fire Service achieves more in terms of saving lives through preventative work than it does from responding to emergencies.

A safer community requires a comprehensive and co-ordinated approach to protection and prevention. Therefore greater emphasis will be placed on community fire safety initiatives on protection and prevention aimed at enhancing community safety.

The balance between intervention and prevention will be considered carefully to ensure that capacity for emergency response is not compromised.

- **County Domestic Violence Strategy**

The County Domestic Violence Co-ordinator has produced a strategy which both supports the National Guidance on domestic violence and sets out possible options for CDRPs to take forward projects at a local level. This Strategy will be considered as part of the action planning process

DISTRICT PLANS

- **Local Strategic Partnership (LSP) – Community Strategy**

Details of the LSP are given above (page 13). The purpose of the Community Strategy is to create a vision for improving the quality of life of everyone who lives, works or visits the district. The Community Strategy covers a wide range of local issues including community safety and a Chapter of the Community Strategy is based on the Community Safety Strategy. The RAG is responsible for delivering the LSP Action Plan on Community Safety.

- **St Albans City & District Council Licensing Policy**

The Licensing Act 2003 imposes a statutory duty upon district councils to produce, develop and review a licensing policy. The Licensing Policy Statement took effect on 7 February 2005 and will remain in force for a period of 3 years. However, the District Council can review it at any time.

Under Section 17 of the Crime and Disorder Act 1998 the District Council must have regard to the likely effect of the exercise of its functions and do all it can to prevent crime and disorder in its area. The District Council will have particular regard to the likely impact of licensing on related crime and disorder in the district particularly when considering the location, impact, operation and management of all proposed licence/certificate applications, renewals and variations of conditions.

The Licensing Policy's four prescribed licensing objectives are:-

- The prevention of crime and disorder
- Public safety
- Prevention of public nuisance
- Protection of children from harm

The Partnership and the Licensing Team will work together to facilitate joint outcomes regarding these objectives.

Chapter 2 – Setting the scene in St Albans, successes from the 2002-05 Strategy and an overview of the Audit process

This Chapter outlines the demographics for St Albans City & District, highlights the successes of the last three-year Strategy, and gives details of how the 2004 Audit was undertaken.

2.1 Setting the scene

The St Albans District has a resident population of 131,590 (Office of National Statistics Mid year Estimate 2003). Based on the 2001 Census, 20% of the resident population were aged under 16, 60% were aged between 16 and 59, and 20% were aged 60 and over. Currently, 6.9% of the District's population are from minority ethnic communities (9% national average). The Bangladeshi community has the highest ethnic population and is higher than the average for England. Hertfordshire County Council Social Services indicate that approximately 9% of people in the District have a disability. This includes elderly people who have acquired a disability through age.

Hertfordshire is the most densely populated county in the UK and St Albans City and District reflects the county trend. The District covers 16,000 hectares giving a population density of eight people per hectare (3.7 average nationally) with an average household size of 2.42. There are approximately 55,000 households. The most populated area in the District is the City of St Albans but there are other significant populations at Harpenden, Wheathampstead, Colney Heath, London Colney and Redbourn.

St Albans District is an affluent, prosperous and professional area. The District is one of the least deprived in the country and is ranked 331st (out of 354) on the deprivation index (Index of Local Deprivation 2004) although it has within it significant pockets of deprivation with 3 wards having a child poverty score above the average for England. In February 2004 the unemployment level was 1.6% (Local Area Labour Force Survey).

Statistically Hertfordshire remains one of the safest places in the country to live and work. In 2003-04 St Albans and District accounted for 13% of all recorded crime within Hertfordshire and saw detections increase by 26% Or 586 more detections on the previous year.

The 2003-04 figure for total recorded crime in Hertfordshire was 95,117 which amounted to 92 offences per 1,000 population. This compared to an average of 113 offences per 1,000 in England and Wales. Therefore, in 2003-04 crime in Hertfordshire was approximately 19% below the national average.

Hertfordshire Constabulary is divided into three Basic Command Unit areas – Western, Central and Eastern – and St Albans CDRP is in the Central BCU area along with Welwyn/Hatfield and Hertsmere CDRPs.

2.2 Successes of the 2002-5 Strategy

The key priorities identified in the Community Safety chapter of the Local Strategic Partnership Community Strategy were to cut crime, tackle anti-social behaviour, reduce drug misuse, reduce road casualties and improve the quality of life. A number of key actions were identified under these priorities and a detailed list of outcomes is given at Appendix D:-

2.3 The Audit Process

BACKGROUND

Before formulating a new three-year strategy, Responsible Authorities have a statutory duty to carry out a review of the levels and patterns of crime and disorder in the area. This review is commonly called the Crime and Disorder Audit, or simply the Audit. For the first time in this Audit we were required to undertake an audit of the levels of drug misuse in the district.

In the summer of 2004, St Albans City & District CDRP entered into an informal consortium arrangement with the nine other Hertfordshire District/Borough CDRPs, Hertfordshire County Council, Hertfordshire Constabulary and Hertfordshire Police Authority and appointed an external consultant to undertake the Audit on our behalf. The consultant's remit was to conduct crime, disorder and drug misuse audits, as well as a fear of crime survey and additional consultation.

DATA COLLECTION

The consultants collected a variety of data from different agencies, such as Police, Fire & Rescue, Probation, Housing, Local Authority (Environmental Health, Housing), Road Safety and Local Education Authority, Hertfordshire Drug Action Team, the National Drug Treatment Monitoring System, local treatment agencies, Youth Offending Team, PCT/Health and the Prison service.

Strategic Assessments

Whilst the Audit looked back at crime trends over the last three years, Partnership "Strategic Assessments" are used on an ongoing basis to identify current trends and emerging issues. Strategic Assessments are undertaken by Police on a six monthly basis to assess which crimes are most prevalent and causing the most concern. They are a tool by which partners can target resources on current problems in order to more effectively tackle local crime, drugs and disorder issues.

In addition, qualitative information was derived from:-

- The local Fear of Crime Survey;

- Focus groups
- Semi-structured interviews with service providers.

The Fear of Crime Surveys

In total 1,000 Fear of Crime (public perception) questionnaires were distributed to a random sample of local St Albans District residents. The response rate for St Albans was 28% which compared favourably with the other nine Districts. It should be noted, however, that the 280 or so surveys returned can only provide a window on the experiences of the 131,590 St Albans District residents.

Focus Group Work

To provide in depth, qualitative information, focus group work was undertaken with:

- People with disabilities and the elderly
- Young people

It should be noted that although the focus groups provided in depth information of some people's concerns, the numbers involved in the groups were very small (fewer than 10) and are not therefore statistically significant.

The Drugs Audit

A review was undertaken of existing local and national literature regarding trends, patterns and prevalence of drug misuse to provide a broader context to the audit process. In addition to this, a review of county and district agency plans/ strategies was carried out to help identify current priorities with regard to tackling substance misuse, current services available for drug and alcohol users and the identification of any potential gaps and/ or overlaps in treatment service provision.

Data submitted to the National Drug Treatment Monitoring Service on the numbers of drug users in treatment and their profiles has also been used.

ADDITIONAL CONTRIBUTORY INFORMATION:

MORI Report on behalf of St Albans City & District Council

In 2003, MORI conducted a survey on behalf of St Albans City & District Council in relation to public perceptions of a range of services provided. Some survey questions related to community safety issues. This survey was undertaken with 3,200 randomly selected addresses within the District and the report findings were published in March 2004. The overall response rate was 50%, which is statistically significant.

Audit Commission - Comprehensive Performance Assessment

In 2003/04 the Audit Commission undertook an assessment of St Albans City & District Council's performance. The report findings were published in June 2004. As part of the CPA assessment, the level and effectiveness of community safety activity was reviewed and the suggested areas for improvement have been incorporated into the Strategy.

Chapter 3 - Summary of Audit Findings and the development of Strategic Priorities

3.1 National Crime Recording Standard (NCRS)

Before considering the findings of the Audit, it is important to note the impact of NCRS. NCRS was introduced by all police forces in England and Wales in April 2002 in an effort to improve the consistency of police recording and to better reflect the demands made on the police by victims of crime. In most cases, this necessitated a move to a more victim-focused approach to crime recording based on the victim's perception of a crime taking place, rather than an evidential approach based on the police obtaining evidence of a crime occurring. The result has, in many cases, been an increase in recorded crime in 2002/3 over and above that attributable to a real increase in crime.

Whilst NCRS impacts on statistics relating to:-

- Violence against the person
- Burglary dwelling
- Robbery
- All theft
- Total crime

the most marked impact has been on violence against the person, domestic violence, race and hate crimes, minor assaults, harassment and criminal damage. Some of the increase can be attributed to an increasing willingness by the public to report crime. The NCRS has had a significant impact on crime trends, in particular an increase in the recorded levels of violent crime that involve no serious physical injury to the victim and which are listed as "other wounding", "common assault" and "harassment".

Hertfordshire Constabulary is one of the 40% of forces nationally that has achieved full NCRS compliance during 2004.

3.2 Main issues or themes identified in the audit

For the **three-year** period of this audit – 2001-2004, there were a total of 30,378² crimes in St Albans. The most frequently occurring crimes over the three-year period were:

- Other theft and handling, with 7,307 offences, 24% of total crime
- Theft from a motor vehicle, with 5,334 offences, 18% of total crime.
- Criminal damage, with 5,342 offences, 18% of total crime.
- Violence against the person, with 2,865 offences, 9% of total crime.

² Hertfordshire Constabulary Home Office submitted figures

The Summary for 2003/04 – the most recent year under review – is:-

Other theft and handling	2,852
Theft of/from motor vehicle	2,578
ASB – criminal damage	2,048
Burglary (dwelling and other)	1,650
Violence against the person (inc robbery, sexual offences, domestic violence and hate crime)	1,631
Drug offences	174
Total	10,933

Other theft and handling (excludes Theft of Vehicle and Theft from Vehicle) rose by 62% over the three-year period, from 1,764 to 2,852 offences. Fraud and forgery offences rose by 146% from 452 to 1,111 offences from 2001/02 to 2003/04.

Vehicle crimes have seen increases. **Thefts from motor vehicles** rose by 42% from 1,446 to 2,049 offences from 2001/02 to 2003/04. St Albans has the highest number in Hertfordshire of this offence and has also seen the highest percentage rise in the county – the county average is 14%. **Thefts of motor vehicles** rose by 26% from 425 to 537 offences from 2001/02 to 2003/04. The Hertfordshire average is 16.2% so, again, the increase is higher than the Hertfordshire average.

Criminal Damage offences increased by 37% from 1,494 offences in 2001/02 to 2,048 offences in 2003/04. For a definition of criminal damage please see Appendix B.

Burglary (dwelling) offences have risen by 21% from 568 offences to 688 offences from 2001/02 to 2003/04. This figure is above the Hertfordshire average of 15%.

Burglary (other) offences have risen by 61% from 599 offences to 962 offences from 2001/02 to 2003/04.

Violence against the person. St Albans has experienced a rise of 182%, from 515 to 1,451 offences from 2001/02 to 2003/04. Offences have risen across all Districts in the county by an average of 187%. This is primarily down to the way the Police record crime (see the paragraph on NCRS above).

NOTE: 94% of all recorded violent crime relates to less serious violence against the person – most likely resulting in no physical injury or a minor injury – examples are pushing, spitting or racial abuse. Only 6% fall into the more serious violent crime category.

Violent crime categories:-

- **Domestic Violence recorded offences** increased from 204 to 509 over the two-year period 2002-2004. This may be due to increased reporting levels as a result of confidence in Police procedures and the impact of

NCRS. Although domestic violence only accounts for 3% of all offences, it accounts for approximately 25% of all violent crime offences. In 2003/04 521 offences were flagged as domestic violence related, of which 380 were assaults. Figures on repeat victimisation are not available, although domestic violence has more repeat victims than any other crime and, on average, there will be 35 assaults before a victim calls the Police. Repeat victimisation accounts for about one third of all incidents. Home Office research found that alcohol was a feature for 62% of domestic violence offenders with 48% found to be alcohol dependent. In an evaluation of a therapeutic service for families where alcohol was a problem it was found that 48% of the women drinking problematically had domestic violence as an added issue.

- **Racially Aggravated Offences** have increased from 22 offences in St Albans in 2001-02 to 62 offences in 2003-04. The most prevalent racially motivated crimes were violence against the person, principally racially aggravated harassment, which rose from 9 offences in 2001-02 to 41 in 2003-04. (See paragraph 3.1 on NCRS impact on recording of harassment).
- **Robbery** has seen an increase of 78%. However, in terms of total crime figures the actual numbers are comparatively low. Robbery rose from 67 offences in 2001/02 to 119 offences in 2003/04. These figures are included in the violent crime category.
- **Sexual offences** have seen an increase of 65%. However, in terms of total crime figures the actual numbers are comparatively low. Offences rose from 37 in 2001/02 to 61 in 2003/04.

Drug and alcohol related crime and disorder

Alcohol and drug related crime and disorder is an increasing problem and impacts on many types of crime. Across Hertfordshire alcohol was recorded as being involved in approximately 30% of all violent offences within the top ten locations. The majority of drunkenness occurs on Fridays and Saturdays between 23:00 and 02:00, which is an identical trend within violence. It is difficult to assess the volume of drug-related acquisitive crime, but it impacts on vehicle crime, burglary, robbery and shoplifting.

Offences under the Misuse of Drugs Act have fallen in St Albans by 25% (against a Hertfordshire average rise of 45%) from 226 offences to 170 offences from 2001/02 to 2003/04. These are offences of drug trafficking and supply. The number of drug offences is a measure of police activity against this type of crime. It is not necessarily an accurate indicator of drug availability or use within an area.

Treatment Data. An analysis of 2003/04 data submitted to the National Drug Treatment Monitoring Service gives an official figure for the number of drug users in treatment in Hertfordshire as 1,675.

In 2003-04, of the 227 clients recorded within St Albans and Harpenden 67% were seen at Drugcare, 27% at St. Albans Community Drug and Alcohol Team, 4% at Chrysalis and the other 2% of clients are distributed among the remaining 4 agencies (Watford CDAT, Druglink, North Herts & Stevenage Drugsline and the Living Room).

Where the gender of the client was stated (96% of cases), 71% of clients seen were male, and the ethnic distribution shows that 85% were of White British ethnicity. 74% of clients were aged between 20 and 40 and 2% were less than 20 years old.

40% of client entries did not specify whether the client was homeless or not, but where the data was entered, 11% of those asked stated that they were homeless.

44% of clients specified Heroin as their main problem substance. Other drugs identified as the main problem drug used include Cannabis (19%), Cocaine (15%), Crack (7%) and Methadone (2%).

A secondary problem substance was identified with 39% of clients. Of these, 30% identified crack as their secondary problem (stated as Crack or Cocaine Freebase), 3.4% specified alcohol, 18% cannabis and 17% Cocaine. Other drugs identified included Heroin (7%) and Methadone (5%).

Overall 19% clients identified crack as either their main or secondary problem drug.

3.3 Detection Rates

Detection rate data taken from NMIS as at 3 February 2005

Crime type	Final rate for 2002/03	Final rate for 2003/04	Rate as at 31/12/04
All crime	20.1%	23.3%	29.5%
Burglary dwelling	24.6%	14.7%	28.0%
Vehicle crime	9.3%	10.2%	31.6%
Robbery	25.6%	38.7%	47.0%
Violent crime	63.0%	67.8%	68.7%

3.4 Fear of Crime Survey/MORI Findings

St Albans was considered by respondents to have slightly fewer problems with crime than the average of other districts in Hertfordshire. The worst problems on average were considered to be:

- People sleeping rough on the streets or in other public places
- People using/dealing drugs
- Being drunk or rowdy in public places
- Race/religious attacks
- Abandoned or burnt out vehicles

- Vandalism, graffiti and other deliberate damage to property or vehicles
- Groups of youths hanging around
- Rubbish or litter lying around
- Noisy neighbours or loud parties
- Road safety

However, all of these were considered to be closer to not a very big problem than a fairly big problem.

Significant numbers of local residents who responded to the survey felt that **crime** had stayed the same (50% of residents) compared with the county average (44%). Approximately 31% thought that crime had gone up in the last three years.

52% thought levels of **disorder** had stayed the same. This is slightly higher than for crime and is interesting given the earlier responses to whether residents regarded various issues to be a problem in the local area. Those issues that were considered a bigger problem, namely vandalism, groups of youths, rubbish and litter, have strong ties with disorder. As such, one might have expected more to have thought disorder levels had risen.

When asked about their **experiences of crime** during the past year, theft was recorded for 26 respondents. Cash, mobile phones and electronic items were the most frequently occurring items of theft. When asked about their experiences of disorder during the past year, the only major disorder issue reported by respondents was driving too fast and recklessly. Litter and rubbish was the next issue reported but numbers were relatively low.

When asked about the **emotional impact** of crime and disorder, most respondents were not more reluctant to go out during the day. 28% reported no change in these aspects of their lifestyle over the past three years. A greater proportion were more reluctant to go out at night because of their experiences of crime and disorder. The most recent MORI survey (2002) shows that 98% of residents feel very or fairly safe during the day (compared to 97% in 1998) and that 66% of residents feel very or fairly safe after dark (compared to 59% in 1998) – a 7% increase, which is better than the national trend. When asked about how safe they felt walking in different locations, on average respondents to the MORI survey considered most of the areas they use to be more safe than unsafe.

The community favoured the following improvements to service provision

- More police foot patrols
- More activities for young people
- Improved road safety

Respondents were asked to rate how worried they were about being affected by crime and disorder in the following 12 months. No respondents reported being very worried about any issue. On average, respondents were no more than fairly worried that they might be affected by:

- Dangerous driving
- Home burglary
- Card fraud

It would appear that crime and disorder has affected St Albans residents who responded to the household survey to a lesser extent than the county levels where statistics are slightly higher.

In the MORI survey report residents responded that the number one issue that makes somewhere a good place to live is the low level of crime (St Albans response 77% versus national response 56%). Residents' response to the question on what most needs improving in the area gave the level of crime as the fifth highest priority (St Albans' response 31% versus national average 29%) behind other issues such as health facilities and affordable housing.

People using or dealing drugs, vandalism, graffiti and other deliberate damage to property or vehicles, and people being drunk or rowdy in public places are seen to be the top three anti-social behaviour problems in St Albans.

33% of respondents perceived that the availability of activities for teenagers had got worse over the last three years and 54% thought that the level of crime had got worse over the same period.

A summary of anti-social behaviour issues and the percentage of residents who saw the statement as a very or fairly big problem in the District follows, together with a countywide ranking.

1 best < -----> 10 worst

	St Albans	Herts Average	St Albans rank in Herts
Noisy neighbours or loud parties	12%	19%	1
People sleeping rough on the streets or in other public places	18%	17%	8
Race/religious attacks	21%	23%	3
Rubbish and litter lying around	40%	47%	1
Abandoned or burnt out cars	40%	43%	3
Teenagers hanging around on the streets	46%	60%	1
Being drunk or rowdy in public places.	48%	49%	4
Vandalism, graffiti and other deliberate damage to property or vehicles	50%	62%	1
People using/dealing drugs	54%	55%	7

3.5 Focus Groups

The focus groups identified mobile phone theft/robbery as being of concern to both young people and the elderly alike.

3.6 Substance Misuse Findings

The number of drug offences committed in the District has decreased by 25% over the three-year period. This was one of only two reductions in districts across Hertfordshire, with some districts showing as much as a 113% increase. In terms of actual numbers of drug offences, St Albans had 170, with five other Districts showing greater numbers. These offences include drug trafficking and supply. The number of drug offences is a measure of police activity against this type of crime. It is not necessarily an accurate indicator of drug availability or use within an area. Additionally, the decrease reflects just drug offences and not drug-related crime, for example acquisitive crime to fund drug habits such as vehicle crime, burglary etc.

Analysis of drugs seized indicates that cannabis (both herbal and resin) continues to be a drug of choice. There has been a substantial increase in the seizures of cocaine in the City of St Albans (5 to 15 seizures in two years). Crack cocaine seizures have remained steady at 4 over the last two years.

Drug Action Team returns to the National Drug Treatment Monitoring System indicate that all drug misuse per 1,000 population in St Albans was lower in comparison to known drug misuse per 1,000 population in Hertfordshire. Consistent with patterns of drug misuse in Hertfordshire, drug misuse in St Albans was highest among 25-29 year olds. Cannabis, heroin and cocaine were the most prevalent drugs (used by those clients presenting to services) in St Albans.

3.7 Strategic Assessment

Hertfordshire Constabulary's most recent Strategic Assessment (January 2005) of the crimes which are causing the most concern in St Albans District list, in order of priority, Burglary dwelling; the supply of Class A Drugs and its concomitant impact on acquisitive crime and thirdly vehicle crime.

3.8 Comprehensive Performance Assessment

The Audit Commission conducted a comprehensive performance assessment (CPA) of St Albans City and District Council in the winter of 2003/4 and published its findings in June 2004. In particular, the Commission stated that the Council should address the following issues:

- The lack of leadership within the Council, in relation to community safety, compounded by the staffing difficulties from 2001-2003;
- Demonstrate a community leadership role in respect of community safety;
- The compilation of a detailed action plan for addressing community safety;

- Implement community safety measures in car parks to address vehicle crime in response to the MORI 2002 survey which indicated that 50% of residents fear vehicle crime;
- Improve communication with residents on community safety issues via websites, newsletters etc to encourage local people to become actively engaged in the fight against crime;

3.9 Partnership Self Assessment

In March 2004, the Home Office asked all CDRPs to undertake an internal check to see how well they were performing. Arising from this process, the Partnership identified the following key areas for improving its performance in the future:-

- To achieve a fully-inclusive partnership;
- To establish a robust performance management process;
- To improve communications to and from the public;
- To improve information sharing between partner agencies;

3.10 Exclusions from the Strategy

The Home Office has asked us to evidence why certain crime types have not been included in our new strategies.

Road safety – Home Office guidance indicates that road safety should not be a core CDRP activity. In Hertfordshire the responsibility for road safety rests with the Hertfordshire Road Safety Unit. However, the partnership will continue to work with the Unit to promote safety messages, for example around drink-driving or using mobile phones whilst driving.

3.11 Conclusions

In summary, the results of the Audit indicate that the Partnership should concentrate on the following four strategic priorities:-

- 1. To reduce crime –**
 - ◆ Vehicle crime
 - ◆ Burglary
 - ◆ Domestic violence and hate crime
 - ◆ Tackling crimes of local concern
- 2. To reduce anti-social behaviour and alcohol related disorder**
- 3. To reduce the harm caused to communities by drugs misuse**
- 4. To build community confidence.**

In order to achieve these priorities, four key cross-cutting work areas have been identified:

- To target Prolific and other Priority Offenders
- To reduce the supply of illegal drugs on our streets
- To keep young people safe and out of trouble
- To engage communities in locality problem solving

Chapter 4 – Priorities for the new Strategy

4.1 British Crime Survey Comparator Crimes

The Home Office **PSA 1 objective** is for St Albans to **reduce crime by 18.5%** over the three-year period. This is a minimum figure.

How will this be measured?

Crime levels are measured using the British Crime Survey¹ (BCS). Overall BCS crime includes **crimes against persons and households**. Crime levels may also be measured by police recorded crime². But for the crime types it covers, the BCS can provide a better reflection of the true extent of crime because it includes crimes that are not reported to the police.

The BCS and police recorded crime are a complementary series that together provide a better picture of crime than could be obtained from either series alone. The police statistics provide a good measure of trends in well-reported crimes, can be used for local crime pattern analysis and are an important indicator of police workload. The BCS gives a more complete estimate as it covers both unreported and unrecorded crime, although it does not count the wide range of crime types included in recorded crime, nor crime committed against business or those aged under 16.

The BCS count also gives a better indication of trends in crime over time because it is unaffected by changes in levels of reporting to the police, and in police recording practices.

The suite of statistics recorded by the police that cover crime types most similar to those captured by the BCS are known as the BCS comparator. The BCS comparator includes recorded theft of and theft from a vehicle, vehicle interference and tampering, domestic burglary, theft or unauthorised taking of a pedal cycle, theft from the person, criminal damage, common assault, wounding and robbery. It is these BCS comparator crimes that the Partnership will be measured against in terms of performance by the Home Office.

In 2003-04, BCS Comparator crime made up 61% of all recorded crime nationally – the other 39% being made up of:-

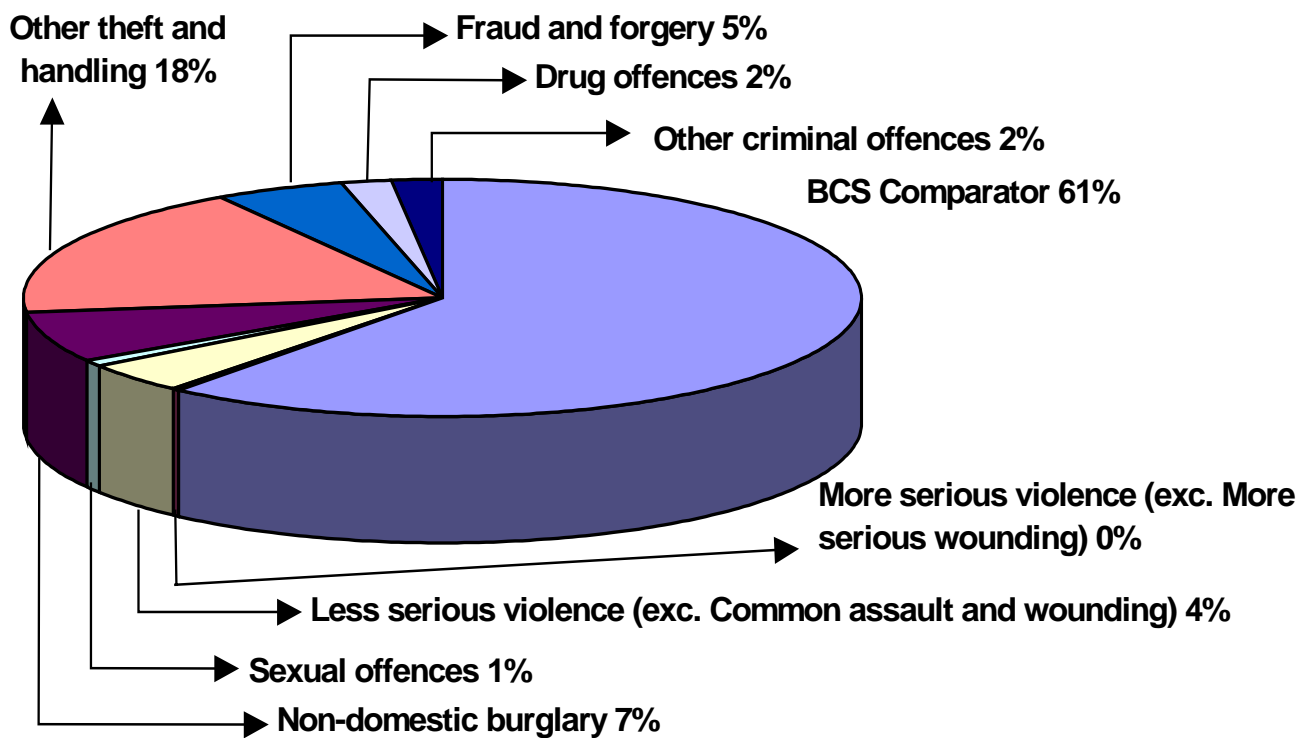
¹ The BCS is a Government Statistical Service survey within the scope of National Statistics. The BCS covers a randomly selected sample of those aged sixteen or over living in private households in England and Wales.

The BCS is published quarterly and can be found at <http://www.homeoffice.gov.uk/rds/index.htm>.

² Recorded crime is all offences that are recorded by the police and which are then notified to the Home Office. More minor summary offences are excluded. The Home Office issues rules to the police on the counting and classification of crime, which indicates which offences are notifiable and therefore constitute recorded crime.

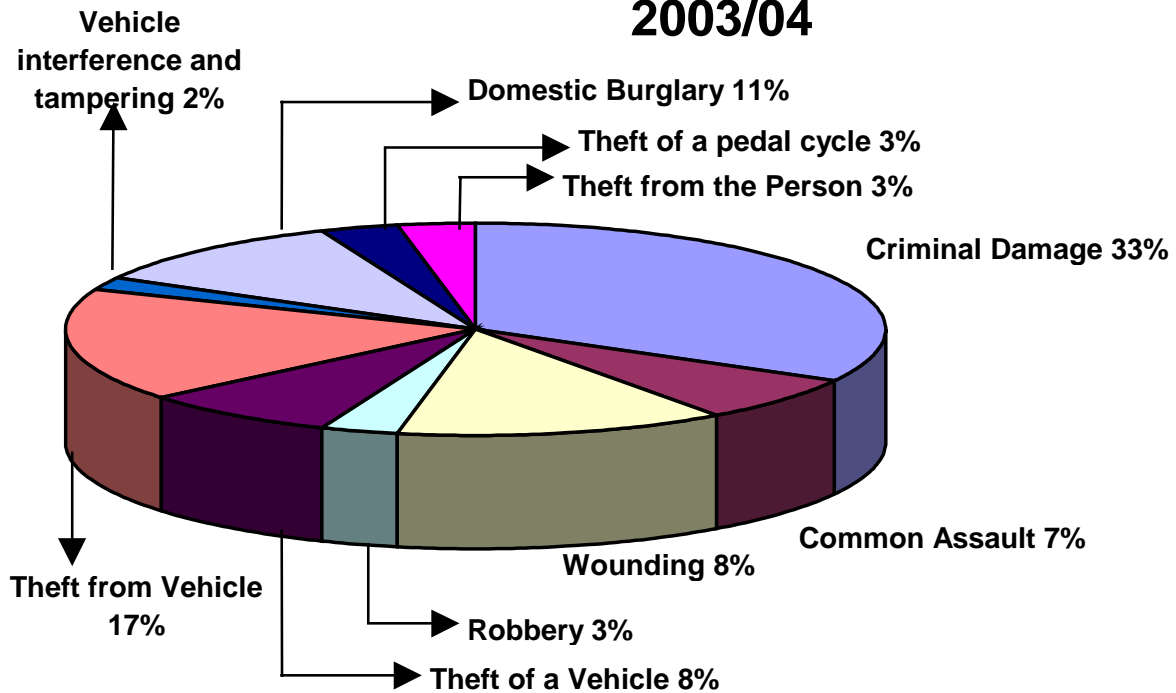
other theft and handling; drug offences; non-domestic burglary; fraud and forgery; sexual offences; less serious violence; other criminal offences.

BCS Comparator as a percentage of All Recorded Crime - England & Wales 2003/04

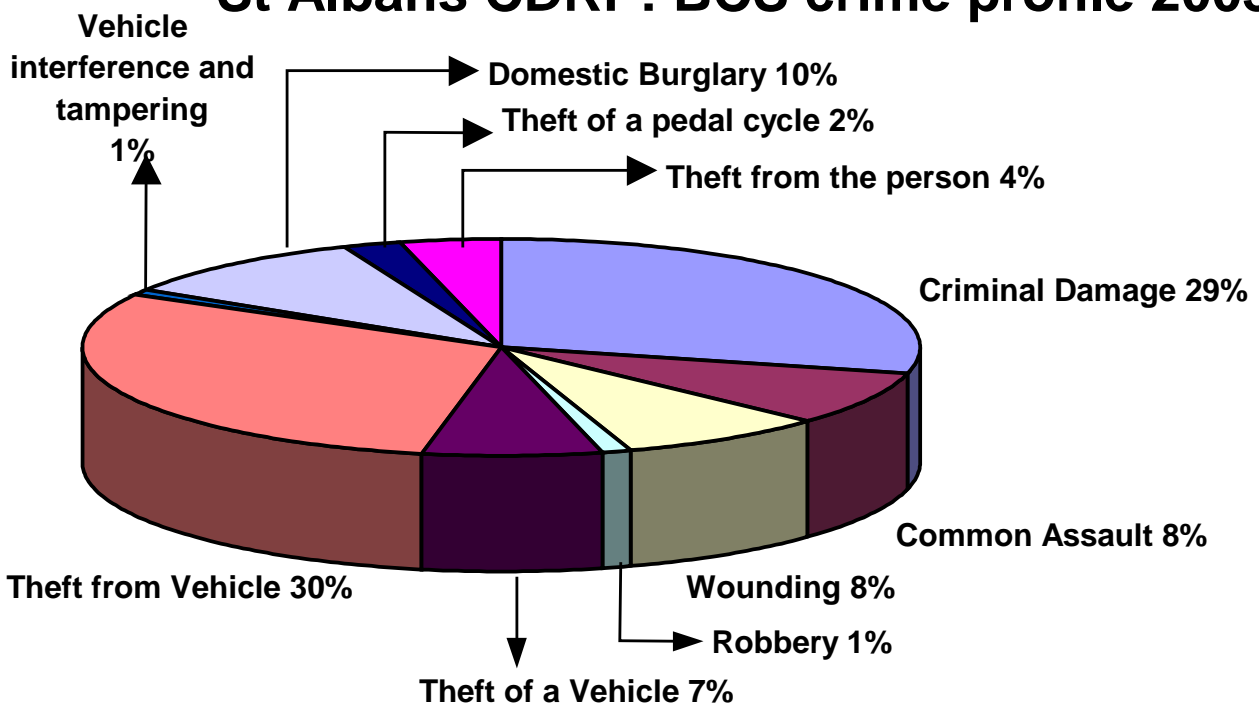


How Does St Albans compare?

Breakdown of BCS Crime England & Wales 2003/04



St Albans CDRP: BCS crime profile 2003/4



These pie charts are shown below in table form indicating whether St Albans is above, broadly in line ($\pm 1\%$) or below the national average.

Crime category	BCS national picture 2003-04	BCS St Albans 2003-04
Criminal damage	33%	↓23%
Theft from vehicle	17%	↑30%
Wounding	13%	↓8%
Domestic burglary	11%	=10%
Theft of vehicle	8%	=7%
Common assault	7%	=8%
Robbery	3%	↓1%
Theft from the person	3%	=4%
Theft of pedal cycle	3%	=2%
Vehicle interference and tampering	2%	=1%

St Albans Community Safety Partnership has developed a Strategy which aims to address not only national objectives identified by the Home Office objectives (see page 13) but also issues of local concern. The Strategy is deliberately designed to be as flexible as possible, in order to be able to tackle emerging issues. For this reason, although it is nominally a three-year strategy, it is designed so that it can be reviewed and, if necessary refocused, on a six monthly basis from inception, on a rolling programme not only up to March 2008, but beyond.

Tackling crime, disorder, anti-social behaviour and drug misuse is rarely a simple issue. Many offenders will be committing crime under a number of categories. An example of this would be someone carrying out a burglary or stealing from a vehicle in order to sell goods to feed a drug habit. For this reason, we have adopted a broad approach which aims to reduce crime generally along with some initiatives which target specific problem areas. We will also not lose sight of the preventative work that needs to be done to keep our communities safe, for example drugs education work with young people.

4.2 The Strategic Priorities for St Albans for 2005-8 are:-

<ul style="list-style-type: none"> • Reduce Crime ◆ Reduce Vehicle Crime ◆ Reduce Burglary ◆ Tackle Domestic Violence & Hate Crime ◆ Tackle Crimes of Local Concern 	<ul style="list-style-type: none"> • Reduce Anti-social Behaviour & Alcohol related disorder 	<ul style="list-style-type: none"> • Reduce Harm caused to Communities by Drugs 	<ul style="list-style-type: none"> • To build community confidence
Target Prolific and other Priority Offenders			
Reduce Supply of illegal drugs on our streets			
Keep young people safe and out of trouble			
Engage communities in locality problem solving			

Strategic Priority 1 – To reduce crime

In November 2003 Hertfordshire Constabulary established a Priority Crimes Unit in the Police Central Area with the specific purpose of reducing vehicle crime, burglary dwelling and robbery. These are often the crimes where people feel the most vulnerable so reducing these crimes should impact on people's fear of crime.

To date this Unit has had a substantial impact on reducing crime across St Albans, Hertsmere and Welwyn/Hatfield. Please see the chart of Detection Rates at 3.3.

A Reduce Vehicle Crime

Hertfordshire has one of the highest levels of vehicle ownership in the country with over 82% of households owning one or more vehicles. Not surprisingly, therefore, vehicle crime remains one of our highest volume crime categories.

The Partnership will continue to direct appropriate resources to prevent and investigate thefts of and from vehicles.

It will continue to use forensic science as one of the means to identify offenders. The introduction of new technology, such as the Automatic Number Plate Recognition system, which enables the Police to track and stop vehicles associated with known suspects, is making a significant impact. This has already led to improved detection rates for vehicle crime and the aim is to continue this trend.

The Partnership will identify and target persistent offenders. We will engage with the public to prevent, detect and reduce offences through national initiatives such as Secured by Design, which aims to reduce crime by improving standards of design of car parks and other buildings.

B Reduce Burglary of homes

The Partnership will continue its focus on reducing burglary on homes. However, we acknowledge we cannot do this alone and need the help of communities. Neighbourhood Watch and schemes like the home security and distraction burglary initiatives contribute to the successful prevention and detection of burglary. Reducing the number of burglaries of people's homes is also key to promoting feelings of safety.

Recent successful operations indicate that significant reductions in burglary can be achieved in hotspot areas by advising residents on security and implementing changes to improve lighting and landscaping.

We will seek to reduce the number of offences whilst increasing the number of offenders brought to justice.

We will work with local communities to encourage positive crime prevention action to be taken to reduce the number of offences.

C Tackle Domestic violence and Hate Crime

Domestic Violence³

We will work with partners to promote understanding and awareness of what domestic violence is in order to reduce it happening. We will work with both victims and offenders to prevent it recurring. We will work more closely with schools and colleges to raise awareness of domestic violence issues with young people who may, themselves, be victims or witnesses and we will support work with perpetrators who are seeking to change their behaviour.

In partnership with Hertfordshire County Council, Hertfordshire Probation Area, the Crown Prosecution Service and other county Domestic Violence Fora we will research the possibility of establishing a special domestic violence court in Hertfordshire and we will promote awareness by undertaking domestic violence training to assist with legal protection for victims and support the legal process through victim-less prosecutions

We will continue to support the Domestic Violence Information Line and continue signposting of services available to all those involved in domestic violence. We will look to provide victims with support, guidance and equipment to enable them to become survivors.

³ For definition of domestic violence see Appendix B

Hate Crime⁴

The Partnership is committed to dealing with hate crime whether it is racial, religious, related to sexual orientation, disability or gender based.

Home Office guidance sets out five key themes for tackling incidents of hate crime:-

Zero tolerance of racist actions. CDRPs are recommended to adopt the definition of a racist incident as set out in the Stephen Lawrence report, namely that a racist incident is any incident which is perceived to be racist by the victim or any other person

- Improve reporting
- Monitoring - partners should have a protocol for reporting and recording incidents across agencies.
- Take tough action - all incidents should whenever possible be reported to the police by all agencies and all suitable legal action should be pursued.
- Victim and witness support

D Tackle crimes of local concern

It is essential that local people take ownership of their neighbourhoods and work together with the police, the local authority and other agencies to make their communities safer. There will be continued focus on visible neighbourhood policing and work with partners to develop the Police Community teams including members of the Extended Police Family (see glossary).

We will be working with councillors to facilitate their role as additional identifiable contacts for the local community in terms of relaying issues of local concern to those agencies responsible for community safety.

This will enable us to ensure effective representation of people's concerns and empower people to work with the police and others to find better solutions to their problems. It will also ensure that local people's views are represented on the quality of service provided by the police and other community safety agencies.

Strategic Priority 2 – to reduce anti-social behaviour and alcohol related disorder

Anti-social Behaviour

Vandalism, graffiti, dumped rubbish, fly-tipping, abandoned cars, relentless noise and nuisance neighbours have a long-lasting and corrosive effect on the

⁴ For definition of hate crime see Appendix B

quality of people's lives. Anti-social behaviour has been identified as an issue of concern in St Albans and District.

The Partnership will take a stand against anti-social behaviour and put the needs of the local community first. We will encourage communities to take a stand, be accountable for their actions and uphold standards of decency and behaviour.

Our partners in the Fire & Rescue Service will continue to work with us to reduce incidents of arson. Amongst other things, they will talk to headteachers and caretakers about reducing the opportunities for arson attacks on schools and will educate young people who have fire-setting tendencies. They will continue to provide advice to residents on fitting smoke alarms and safe escape routes.

By working together, we can deliver change in our communities. The Partnership will address anti-social and nuisance offending using a variety of approaches including Fixed Penalty Notices, Anti-social Behaviour Orders, Acceptable Behaviour Contracts and Dispersal Orders. It will work with young people on the edge of criminality to stop their offending behaviour before it deteriorates still further and will offer youth diversionary activities to keep young people safe and out of trouble.

Alcohol Related Disorder

The MORI survey indicated that people being drunk or rowdy in public places is one of the top three anti-social behaviour problems in St Albans. The Partnership will work closely with the District Council Licensing Team to reduce alcohol-related town centre violence. Together we will work with licensees to ensure better enforcement of existing rules on underage drinking and serving people who are already drunk; encourage licensees to become members of Pubwatch and extend the Pubwatch scheme to Harpenden and London Colney. We will encourage licensees to employ competent and professional door supervisors licensed by the Security Industry Authority

With effect from 1 April 2005 we will introduce a Designated Public Place Order (No Alcohol Zone) in the City Centre and consult on the extension of the zone to other city centre areas and to Harpenden town centre. We will also look to introduce a taxi marshalling schemes to disperse people quickly and safely from the city centre at key times of night. We will monitor closely the number of alcohol-related incidents in the city centre to see whether the changes in the Licensing laws are making a difference.

We will provide alcohol education for schools and communities with the emphasis on promoting sensible drinking guidelines and improve awareness training to identify early signs of alcohol misuse. We will also work to help for the most vulnerable in our communities – the homeless, drug users, those with mental health issues and young people.

Strategic Priority 3 - Reduce Harm caused to Communities by Drugs

Hertfordshire Drug Action Team and St Albans CDRP now work together with the aim of delivering an integrated approach to the shared crime reduction and drug strategy agendas. As a result, the partnership now has a shared responsibility for delivering against the National Drug Strategy, with the Partnership taking the lead for delivering on the Communities and Reducing Supply strands.

- **Young people** – preventing today's young people from becoming tomorrow's problematic drug users;

The partnership will work more closely with the Young People's Substance Misuse Joint Commissioning Team to ensure the joint delivery of local initiatives. It will also work closely with and through the Drug Education Forum and with the Schools Drug Education Consultant to ensure a consistent and co-ordinated approach to drug education for young people.

- **Reducing supply** – reducing the supply of illegal drugs;

Operation Crystal is a partnership initiative led by Hertfordshire Constabulary to tackle the supply of crack cocaine and other associated Class A drugs. Launched in association with the Hertfordshire Drug Action Team, the operation will build on the successful arrests, high value drug seizures and convictions the Constabulary achieved in 2004/5. As part of Operation Crystal a core team will be dedicated to co-ordinating intelligence and proactive operations across the Force aimed at disrupting and disabling Class A drugs.

- **Communities** – reducing drug-related crime and its impact on communities. This strand also includes the newly-developed Drug Intervention Programme.

Drug Intervention Programme

The Drug Intervention Programme is a Home Office funded project introduced to co-ordinate existing provision to break the cycle of addiction. The intention of the programme is to support an increasing number of drug misusing offenders out of crime and into treatment. DIP will provide this service by creating a throughcare and aftercare programme for these offenders. Throughcare includes supporting the client on a variety of issues from the point of arrest through sentencing and beyond. Aftercare includes supporting the client on leaving prison, completion of a community sentence or ending their treatment with community based support such as housing, life skills issues, education, training, employment and social support (eg family and friends).

The Hertfordshire Drug Arrest Referral Scheme (HDARS)

In response to Hertfordshire County Council's service specification for an enhanced centralised arrest referral service, an agency called CRI (Crime Reduction Initiative) has been delivering countywide service provision as a

single provider since October 2003. In addition to providing substance misusing offenders' assessment and onward referral while detained in police and Court custody, the service offers community support and assertive outreach to its client group. In St Albans HDARS operates out of St Albans Police Station custody suite and also out of the Magistrates Court custody suite.

SWITCH

The SWITCH project is run by Hertfordshire Constabulary in partnership with the Crime & Drugs Strategy Unit and other agencies, as an initiative to reduce crime. SWITCH currently operates in St Albans, Welwyn/Hatfield, Hertsmere, Three Rivers, Dacorum, and Watford Districts. Its clients are Class A drug misusers who have been involved in acquisitive crime and, in some cases, are newly released from prison. They volunteer for the project because they wish to turn their lives around and no longer be involved in illegal drug taking. SWITCH commenced operation at Easter 2004 and as at 8 February 2005 has 17 drug misusing clients on its books who have committed crime in St Albans or live in the District but committed crime elsewhere.

To date SWITCH has worked with approximately 50 clients across the areas listed above. The Partnership will continue to support the SWITCH scheme to reduce the number of drug misusing offenders.

- **Treatment and harm minimisation** – reducing drug misuse and drug-related offending through treatment and support. Reducing drug-related death through harm minimisation.

It is important that the Partnership should be able to influence the provision of drug services in St Albans & District. To this end, it will be represented on the West Herts Treatment Planning Group. It will be involved in monitoring waiting times for accessing local treatment services and the numbers of clients engaging with treatment and their retention as these may impact on users' health and criminality. It will work with vulnerable people such as drug misusing rough sleepers to encourage them to engage with treatment services or to reduce harm with the aim of contributing towards reducing drug-related death. The Partnership will also develop the shared care service for drug misuse between treatment agencies and primary care.

As part of its general work to tackle the issues surrounding drug misuse, the Partnership will undertake diversionary activity with young people and drug awareness training and education for both young people and adults. It will also support the mapping of drugs paraphernalia in the District to better inform the level of substance misuse locally and inform decision making around safer exchange services.

Strategic Priority 4 – To build community confidence

The Partnership will work to raise its profile within the District. It will develop a communications strategy and look at a variety of means of communicating with the public which best fit various population profiles, such as further development of the community safety website, text messaging, newspaper advertisements, the Housing newsletter or press releases.

We will work to encourage the reporting of hate crime and we will work to reassure and protect vulnerable groups. We will also build on our Neighbourhood Watch schemes

By building neighbourhood policing teams, there will be increased visibility and increased accessibility which should impact on the fear of crime.

We will continue to pursue the development of the Extended Police Family by encouraging key District Council staff and contractors to become Accredited Persons or Organisations under the Herts Constabulary Accreditation Scheme, thereby providing additional resources as the “eyes and ears” of our community.

We will empower local communities by encouraging community engagement through the locality planning groups and provide training to Members and local groups to help with solving local problems. We will continue to build a truly representative Partnership by inviting more community representatives to join the Community Safety Consultation Forum.

We will bring more offenders to justice through the Prolific and other Priority Offenders Scheme.

Cross cutting themes

(A) Target Prolific and other Priority Offenders.

It is estimated that out of a million active offenders nationally, 100,000 have 3 or more convictions and are responsible for half of all crime. The active offender population is not static, 20,000 individuals leave this pool every year and are replaced by another 20,000 offenders. The most active 5,000 of this group are estimated to be responsible for one in ten offences.

The new strategy, which came into force on 6 September 2004, has three complementary parts:-

- **Prevent and Deter** – to stop people (overwhelmingly young people) engaging in offending behaviours and graduating into prolific offenders;
- **Catch and Convict** - actively tackling those who are already prolific offenders; and

- **Rehabilitate and Resettle** – working with identified prolific offenders to stop their offending by offering a range of supportive interventions. Offenders will be offered the opportunity for rehabilitation or face a very swift return to the courts.

The Prolific and other Priority Offender Strategy is CDRP led and is the responsibility of the Chair of the Responsible Authorities Group.

The emphasis will be on a multi-agency approach towards tackling the problem, with Police, the Crown Prosecution Service, Prisons, Probation and the DAT working together, with Local Criminal Justice Board co-ordination, to effectively catch, convict, monitor and manage these offenders in the community or custody and work towards rehabilitating them.

CDRPs will select offenders using the following criteria:

- The nature and volume of the crimes they are committing
- The nature and volume of other harm they are causing (e.g. By virtue of their gang leadership or anti-social behaviour)
- Other local criteria based on the impact of the individuals concerned on their local communities

This should identify those individuals who are the most prolific offenders, the most persistently anti-social in their behaviour and those who pose the greatest threat to the safety and confidence of their local communities.

The list of the most prolific offenders will be managed through the Multi-agency Tasking & Co-ordination Group

B Reduce supply of illegal drugs on our streets.

The Partnership will contribute wherever possible to intelligence gathering to support Operation Crystal. In addition, the implementation of the procedure for closing Crack houses will impact on dealers.

C Keep young people safe and out of trouble

The Prevent and Deter strand of the Prolific and other Priority Offender Strategy should help to stop young people who have already come to the attention of agencies from engaging in offending behaviour and graduating into prolific offenders. The Partnership will also work with the Youth Inclusion and Support Panel to help address problems of 8-13 year olds.

Additionally the Partnership will seek to secure Acceptable Behaviour Contracts to prevent behaviour by certain young people from becoming worse. If necessary, it will seek to secure Anti Social Behaviour Orders for the worst young offenders, although it will try wherever possible to use other means to address issues before resorting to ASBOs.

The Partnership will continue to support agencies providing drugs counselling, anger management and self-harm counselling to young people aged from 16-19 who either live in or go to school in St Albans & District.

We will support a wide range of youth diversionary activities and provide training on such issues as drug and alcohol education. We will support the firesetters programme and arson initiatives and encourage awareness raising initiatives on such issues as bullying, harassment and domestic violence.

We will seek to develop relationships with schools to co-ordinate resources and efforts to tackle issues of concern.

D. Engage communities in locality problem solving

The Home Office wishes to enhance the current role of councillors and local authority community safety officers to give them an explicit remit to provide a focal point for the local community in terms of dealing with those agencies responsible for community safety. In this way they will ensure effective representation of people's concerns and empower people to work with the police and others to find better solutions to their problems. They will ensure that local people's views are represented on the quality of service provided by the police and other community safety agencies.

The Partnership will provide training for councillors on their new roles and will work through locality planning groups to address problems at a local level.

OTHER PRIORITIES

The Partnership will form a Business Crime theme group to look at the issues of theft and handling, fraud and forgery. It is also proposed to introduce a CCTV monitoring group to ensure that CCTV is installed in the most appropriate places and is fit for purpose. This group would also monitor ANPR operations. The Business Crime and CCTV monitoring groups will work closely together.

We have already built links with colleagues in the British Transport Police (BTP) and we will continue to develop these and links with Train Operating Companies with a view to reducing crime on the railways, in stations and station car parks. Information sharing has already commenced and should provide data on numbers of incidents or crimes at those sites. BTP may also be able to provide intelligence on drug supply routes to inform Operation Crystal. **NOTE:** BTP crime figures are separate from St Albans CDRP crime figures and a reduction or increase in their figures will not impact on our figures.

Chapter 5 – Targets and Performance Management

This chapter sets out the framework by which the Partnership will measure its performance. It also sets out how Government Office East of England (GO-East) will monitor the Partnership as it works towards achieving its 18.5% crime reduction figures based on the BCS comparator crimes under PSA 1.

The short and long-term performance targets for measuring the extent to which objectives are being achieved will be monitored by the Performance Management Group and reported to the Responsible Authorities Group on a regular basis. They will be included in the Action Plan which will support this strategy.

The targets for St Albans, against which the Partnership's performance will be measured by GO-East, are the BCS Comparator crimes and the specific percentage targets are as follows:-

Theft or unauthorised taking of Motor Vehicle	25%
Theft from Motor Vehicle	40%
Vehicle Interference	25%
Domestic burglary	12%
Theft or unauthorised taking of Pedal Cycle	10%
Theft from person	10%
Criminal Damage	8%
Common Assault	30%
Wounding	-25%
Robbery or personal property	15%
Overall average percentage	18.5%

The percentage figure for Woundings shows an increased figure. This is attributable to the increase in recorded crime in this category as Hertfordshire Constabulary was moving towards NCRS compliance (see NCRS elsewhere in this document) from 2002 onwards. This change in recording standards does not mean that violent crime figures have soared – rather that the Police are recording crimes in line with NCRS. In reality, the 50 or so categories included in the violent crime category have shown only a small increase, in real terms, over the last three years. However, GO-East will be monitoring our progress against a 2003/04 baseline and figures continued to rise under NCRS in 2004/05, accounting for the plus percentage figure.

The Performance Management Group will monitor All Crime and not just the “basket” of BCS Comparator crimes.

CDRP families

CDRPs are grouped by the Home Office into families of 15 most similar CDRPs nationally. The grouping is determined by the Home Office and is

based on 46 socio-demographic characteristics including, for example, the number and composition of households; population; employment/unemployment statistics; and the number of leisure and retail outlets in an area. This structure is intended to be maintained until at least 2007/08. The Home Office will be measuring our performance against this family grouping.

The CDRP family which includes St Albans CDRP is as follows:-

- Dacorum
- East Hertfordshire
- Hertsmere
- Brentwood, Essex
- Woking, Surrey
- Maidstone, Kent
- Cherwell, Thames Valley
- North Somerset, Avon & Somerset
- Spelthorne, Surrey
- Windsor & Maidenhead Unitary Authority, Thames Valley
- Tunbridge Wells, Kent
- Broxtowe, Nottinghamshire
- Chelmsford, Essex
- Chester, Cheshire

Nationally, at the end of 2003/04 St Albans was rated 172nd out of 376 CDRPs in England and Wales. This puts St Albans towards the bottom of the second highest crime quartile. However, St Albans is grouped with CDRPs based within other Police force areas which are not yet fully NCRS compliant. As these other forces move towards full compliance their volume of recorded crime may increase. At that point we will be comparing like with like and we should be able to get a better picture of where St Albans CDRP stands both within its CDRP and nationally.

iQuanta

The Home Office has devised a target-setting tool, iQuanta, based on the national CDRP rankings. It considers the rankings for each CDRP for a basket of crimes, using 2003/04 as a baseline, and the performance of every CDRP compared with its family of most similar partnerships.

The Performance Management Group will monitor iQuanta statistics on a monthly basis.

Appendix A

Acronyms

ABC	Acceptable Behaviour Contract
ANPR	Automatic Number Plate Recognition
ASB	Anti-Social Behaviour
ASBO	Anti Social Behaviour Order
BCS	British Crime Survey
BCU	Basic Command Unit
BVPI	Best Value Performance Indicator
CCTV	Closed Circuit Television
CDRP	Crime & Disorder Reduction Partnership
CJB	Criminal Justice Board
CSCF	Community Safety Consultation Forum
DAT	Drug Action Team
DIP	Drug Intervention Programme
DV	Domestic Violence
HPA	Hertfordshire Police Authority
LSP	Local Strategic Partnership
NCRS	National Crime Recording Standards
NDTMS	National Drug Treatment Monitoring Service
NMIS	
ODPM	Office of the Deputy Prime Minister
PCSOs	Police Community Support Officers
PCT	Primary Care Trust
PMG	Performance Management Group
PMSU	Prime Minister's Strategy Unit
POP	Problem oriented Partnership
PPO	Priority and other Prolific Offender
PSA	Public Service Agreement
RAG	Responsible Authorities Group
YOT	Youth Offending Team

Appendix B

Glossary of terms:

Anti-social Behaviour

Anti-social behaviour is defined as 'acting in a manner that caused or was likely to cause harassment, alarm or distress to one or more persons not of the same household as the complainant'.

Anti-social Behaviour Orders

ASBOs protect the public from behaviour that causes or is likely to cause harassment, alarm or distress. An order contains certain conditions prohibiting the offender from specific anti-social acts or entering defined areas and is effective for a minimum of two years.

Basic Command Unit

BCUs are the main operating unit of police forces. In Hertfordshire there are three BCUs and St Albans is part of the Central BCU area. The Central BCU is commanded by a Chief Superintendent and consists of several hundred police officers and staff. The Chief Superintendent in charge of the Central BCU is tasked by the Chief Constable with policing that locality.

The British Crime Survey

The British Crime Survey is a national victimisation survey of over 16 year olds first conducted in 1982. Surveys were conducted in 1984, 1988, 1992, 1996, 1998, 2000 and 2001. Thereafter they moved to an annual cycle from 2001/02, with 40,000 interviews now taking place per year. The BCS measures crime in England and Wales by asking people about crimes they have experienced in the last year. This includes crimes which are not reported to the police. The BCS is unable to measure so called "victimless crimes"

Criminal damage

Criminal damage includes the offences of arson, unlawful damage to a dwelling, unlawful damage to a building other than a dwelling, unlawful damage to a vehicle and threat or possession with intent to commit unlawful damage.

Extended Police Family

Ward Constables, Special Constables, Police Community Support Officers, Neighbourhood Watch, Crime Prevention Panel, Accredited Persons and others from the public, private and voluntary sector.

iQuanta

iQuanta is a Home Office internet-based tool that provides up-to-date reports on performance compared with peers, across time and in relation to targets. It produces a range of charts to illustrate current performance at police force, Basic Command Unit and CDRP level. It can be viewed by registered users only.

Recorded Crime

Recorded crime is all offences that are recorded by the police and which are then notified to the Home Office. More minor summary offences are excluded. The Home Office issues rules to the police on the counting and classification of crime, which indicates which offences are notifiable and therefore constitute recorded crime.

Violent Crime categories:

- **Domestic Violence**

Herts Constabulary defines domestic violence as any incident of threatening behaviour, violence or abuse (psychological, physical, sexual, financial or emotional) between adults, aged 16 and over, who are or have been intimate partners of family members, regardless of gender. This definition includes all forced marriages regardless of age and excludes inter-siblings and maternal/paternal chastisement.

- **Hate Crime**

Association of Chief Police Officers defines hate crime as a crime where the perpetrator's prejudice against any identifiable group of people is a factor in determining who is victimised.

- **Homophobic incidents**

Herts Constabulary defines homophobic incidents as "Any incident which is perceived to be homophobic by the victim or any other person" (defined by analogy from the definition of a racist incident). This means any incident (not necessarily a crime) which appears to be related to an individual's sexuality.

- **Sexual offences**

The Home Office has produced a 73 page document on what offences are included under the category of sexual offences. That document is too long to reproduce here. For further information please access the following link:-

<http://www.homeoffice.gov.uk/rds/pdfs2/countsexual04.pdf>

WARNING may not be considered suitable for minors.

Shared Care

Shared care is described as the joint participation of specialists and GPs (and other agencies as appropriate) in the planned delivery of care for patients with a drug misuse problem, informed by an enhanced information exchange, beyond routine discharge and referral letters. It may involve the day-to-day management by the GP of a patient's medical needs in relation to his or her drug misuse. Such arrangements would make explicit which clinician was responsible for different aspects of the patient's treatment or care. They may include prescribing substitute drugs in appropriate circumstances.

Vehicle crime

Theft of or from a vehicle or interference with a vehicle.

Appendix C

Agencies Represented on the Community Safety Consultation Forum (CSCF)

Age Concern (Hertfordshire)
Bricket Wood & District Jewish Circle
Churches Together in St Albans
Colney Heath Parish Council
Council for Voluntary Service (St Albans Branch)
(HACRO) - Hertfordshire Association for the Care and Resettlement of Offenders
Harpenden Rural Parish Council
Harpenden Town Council
Hertfordshire Constabulary
Hertfordshire County Council

- Youth Service
- Adult Care Services
- Councillors
- Elderly and Physical Disability Department
- Crime Reduction Unit

Hertfordshire Fire and Rescue
Hertfordshire Police Authority
Hertfordshire Probation Area
Hertfordshire Youth Offending Team (YOT)
London Colney Parish Council
London Colney Village Concern
National Association for Local Councils
National Pharmaceutical Association
Neighbourhood Watch
Oaklands College
Redbourn Parish Council
Sandridge Parish Council
Sopwell Residents Association
St Albans Access Group
St Albans Asian Society
St Albans Association for the Disabled
St Albans Children's Centre
St Albans City and District Council

- Community Safety Department
- Housing Department

St Albans Community Forum
St Albans District Chamber of Commerce
St Albans and District Citizens Advice Bureau
St Albans and Harpenden Association of Secondary School Teachers
St Albans and Harpenden Crime Prevention Panel
St Albans and Harpenden Primary Care Trust
St Albans Soroptimists
St Albans United Synagogue
St Albans Youth Council

St Michael Parish Council
St Stephen Parish Council
University of Hertfordshire
University of the Third Age
Victim Support Hertfordshire
West Hertfordshire NHS Trust

Appendix D

Successes of the 2002-05 Strategy

The key priorities identified in the Community Safety chapter of the Local Strategic Partnership Community Strategy were to cut crime, tackle anti-social behaviour, reduce drug misuse, reduce road casualties and improve the quality of life. A number of key actions were identified under these priorities:-

- **To support the development of the Police Community Support Officer programme.**

As at 31 March 2005, there was one PCSO in each of Redbourn and Wheathampstead, two in Harpenden and three in the City Centre, bringing the total to 7. These PCSOs will provide a highly visible presence on the streets which will help deter criminals and increase public reassurance.

In addition a Schools PCSO has been appointed to work with 20 schools in the District. This is a liaison role between schools, police and parents and other agencies, with a view to discouraging bullying, harassment, truancy, anti-social behaviour and drug misuse among young people. A Drugs PCSO is due to be in post by March 2005. The PCSO team is supported by Mobile Police Station PCSOs who work across the Central Police area.

- **Introduce a permanent drug testing programme**

The SWITCH project is run by Hertfordshire Constabulary in partnership with the Crime & Drugs Strategy Unit and other agencies, as an initiative to reduce crime. Its clients are offenders, in some cases newly released from prison, who have volunteered for the project because they wish to turn their lives around and no longer be involved in illegal drug taking. SWITCH commenced operation at Easter 2004 and currently has 11 drug misusing clients on its books who have committed crime in St Albans or live in the District but committed crime elsewhere.

The Probation Area work with magistrates, Drugcare and the Community Drug and Alcohol Team to target prolific and other priority offenders aged 16+ who commit acquisitive crime to fund drug dependency. If offenders are assessed as being suitable for a Drug Testing and Treatment Order they must attend drug agencies 2-3 times a week for drugs testing. If they fail to remain drug free they face being returned to court and receiving a custodial sentence.

- **Reduce by 15.3% the number of domestic burglaries (2003-7)**

The SAFE handy van installs crime prevention measures to the homes of victims to reduce the risk of repeat victimisation. In 2003/4 work was carried out at 339 homes in the District. Of those only 3 homes were subject to repeat victimisation, a rate of 0.88%. The majority of clients were aged over 60 and living alone.

Distraction burglary calendars have been produced (3,000 in 2003/4 and 6,000 in 2004/5 owing to demand) to remind elderly residents to stop, chain and check before answering the door.

Successful Police operations have been undertaken in response to burglary dwelling offences where high value cars have been stolen.

The Prolific and other Priority Offender Strategy, introduced on 6 September 2004, identifies those offenders who are carrying out volume burglaries and help to target Police resources accordingly. PPOs are identified by the nature and volume of the crimes they are committing; the other harm they are causing and by intelligence.

For the year April 2002 to March 2003 there were 694 offences compared to 688 for the year April 2003 to March 2004. This is a reduction of 6 fewer crimes, or a percentage reduction of 0.86%. The target for the Police Central Area is to reduce burglary dwelling by 5%. For the period 1 April 2004 to 31 December 2004 burglary dwelling offences were up by 7.5% with 38 more offences compared to the same period last year. This was due to a large number of crimes being committed by a small number of people.

- **Reduce by 16% the number of young offenders committing domestic burglaries**

Figures relating to the numbers of young offenders committing burglaries as a proportion of total offenders doing so are not available at present. However, the Prolific and Other Priority Offender (PPO) Strategy introduced on 6 September 2004 will target those people who commit the most crime. Under the Prevent and Deter strand of the PPO Strategy, the Youth Offending Team will work with approximately 20 people, (overwhelmingly young people) whose behaviour has come to the attention of the Police, with a view to preventing them engaging in offending behaviour and graduating into becoming prolific offenders

- **Increase the number of violent crimes detected to 65%.**

The way the Police record crime has changed markedly since 2002 following the introduction of the National Crime Recording Standards (see information on NCRS elsewhere in this document). Compared to other CDRPs in Hertfordshire, St Albans has seen the lowest increase in incidents of violent crime at 26% or 309 more crimes (April 2004 - 31 December 2004 compared to same period previous year). The detection rate for violent crime in St Albans for the period 1 April 2004 to 31 December 2004 was 68.8%.

- **Reduce time to remove abandoned vehicles**

The District Council Environment & Health Department's target for 2004/5 was to refer 100% of abandoned vehicles to contractors for removal within 28 days. From April-December 2004 the success rate averaged 91%, with approximately 50% of these vehicles being referred to contractors for removal within 5 working days.

- **Develop CCTV in appropriate areas to reduce crime and anti-social behaviour**

CCTV cameras have been installed in Rothampsted Park and Inn on the Green, Harpenden; London Colney High Street; Whitecroft Shopping Parade, St Albans and Batchwood Nightclub. Plans are in hand to install additional

cameras in Harpenden town centre and London Colney High Street before the end of March 2005.

An Automatic Number Plate Recognition system is to be installed at London Colney Savacentre which will help to tackle the high levels of vehicle crime, including driving off without paying for petrol.

- **Develop an action plan to educate and support young people and parents about substance misuse.**

The CDRP works closely with the county Drug Action Team and in 2004 delivered substance misuse training sessions to parents in the District.

Every opportunity is taken to disseminate information about substance misuse, for example at Oaklands College freshers fair and through information packs distributed during Community Engagement Days. Additionally the Partnership promotes the Government's FRANK drugs helpline and the local Drugson-line website. The Partnership also supports visits by local secondary school children to Hazard Alley, which contains a drugs scenario, and the Global Rock Challenge, which promotes young people getting a natural high.

- **Develop an action plan for local agencies to cut crime and the effects of crime on victims**

The Partnership developed action plans around burglary, violent crime and vehicle crime.

- **Support young people at risk and ensure the work is co-ordinated**

The Partnership has representation from the Youth Offending Team and Children, Schools and Families and works closely with the Youth Inclusion and Support Programme and the Young Peoples Substance Misuse Team. Additionally the Police Youth Action Worker works with young people at risk.

- **Reduce domestic violence**

The numbers of people who call the Domestic Violence Information line continue to increase and every opportunity is taken to publicise the telephone number, for example in the District Council Housing Newsletter which is distributed to some 6,400 Council tenants and leaseholders. Information line cards have also been included in Community Engagement Day information packs.

In July 2004 Police introduced risk assessments to ensure standardisation of treatment of victims. Through good practice and increased public confidence, Police may have increased the reporting of domestic violence incidents. Increased or earlier reporting reduces the chances of repeat victimisation.

Additionally, the Partnership has assisted victims through the purchase of personal attack alarms and a public sector donation of mobile phones.

A training day was held in St Albans in February 2004 for approximately 100 front-line professionals who come into contact with victims of domestic violence, for example midwives, dental nurses, solicitors, GPs and health

visitors, to help them recognise the signs of domestic violence and promote sources of information and help.

- **Reduce by 40% the number of people killed or seriously injured in road collisions by 2010.**

The responsibility for road safety now lies with Herts County Council Road Safety Unit in terms of education, training and publicity and with Herts Constabulary Traffic Management in terms of enforcement. However, the Partnership will continue to work with these teams whenever it can to deliver road safety messages, for example around not drinking and driving and not using mobile phones while driving. Road safety messages were incorporated in information packs handed to residents during Community Engagement Days.

Apart from the above key actions from the Community Strategy, the Partnership has achieved a number of other successes.

Funding

In 2004 the District Council set aside £28,000 to cover the legal costs of securing Anti-social Behaviour Orders.

In 2004 the District Council also allocated £27,000 to pay for new signs and consultation charges involved in redesignating the city centre No Alcohol Zone as a Designated Public Place. This change will enable Police officers to arrest and prosecute those found to be drinking anti-socially within the designated area. The funding will also pay for extension of the city centre scheme and a new scheme in Harpenden.

In 2002/3 the Partnership also benefited from £10,000 of Herts County Council funding which went towards a number of local crime prevention or youth diversionary projects.

Again in 2004, the Partnership attracted £5,000 from the Police Authority Initiatives Fund (PAIF) to support the work of Youth Talk in drugs counselling and anger management for young people. The Partnership was also awarded £650 by the PAIF to fund the cost of the domestic violence training day mentioned above.

In March 2004 Government Office East of England awarded the Partnership £3,500 for the purchase of a specialised camera to be used for evidence gathering around anti-social behaviour.

The Young People's Substance Misuse Joint Commissioning Team awarded £500 in 2004 to carry out training by means of a theatre workshop for secondary school pupils around drugs misuse, bullying and harassment.

In summary, therefore, over 2002/3 to 2004/5 the Partnership attracted approximately £74,650 of additional funding, over and above core Home Office funding, to support local initiatives.

Good Practice

The St Albans Pubwatch scheme has been used by the Home Office as an example of good practice and the District received a visit in the Autumn of 2004 from Paul Goggins, Home Office Minister, followed by the St Albans example being quoted in a Home Office press release.

St Albans District Council was the first district in Hertfordshire to secure a Crack house closure. Working closely with Police colleagues, the Anti-social Behaviour Officer secured this closure in January 2005. In March 2005 Paul Goggins made a return visit to St Albans to speak to Police Officers and the District Council Anti-social Behaviour Officer about this closure.

The Anti-social Behaviour Officer has developed a protocol for dealing with anti-social behaviour across the District and has undertaken, jointly with Police colleagues, training with magistrates to increase awareness of the Anti-social Behaviour Order process and thereby increase the ease of obtaining them. It is hoped that this training should help to reduce the costs of associated legal fees.